

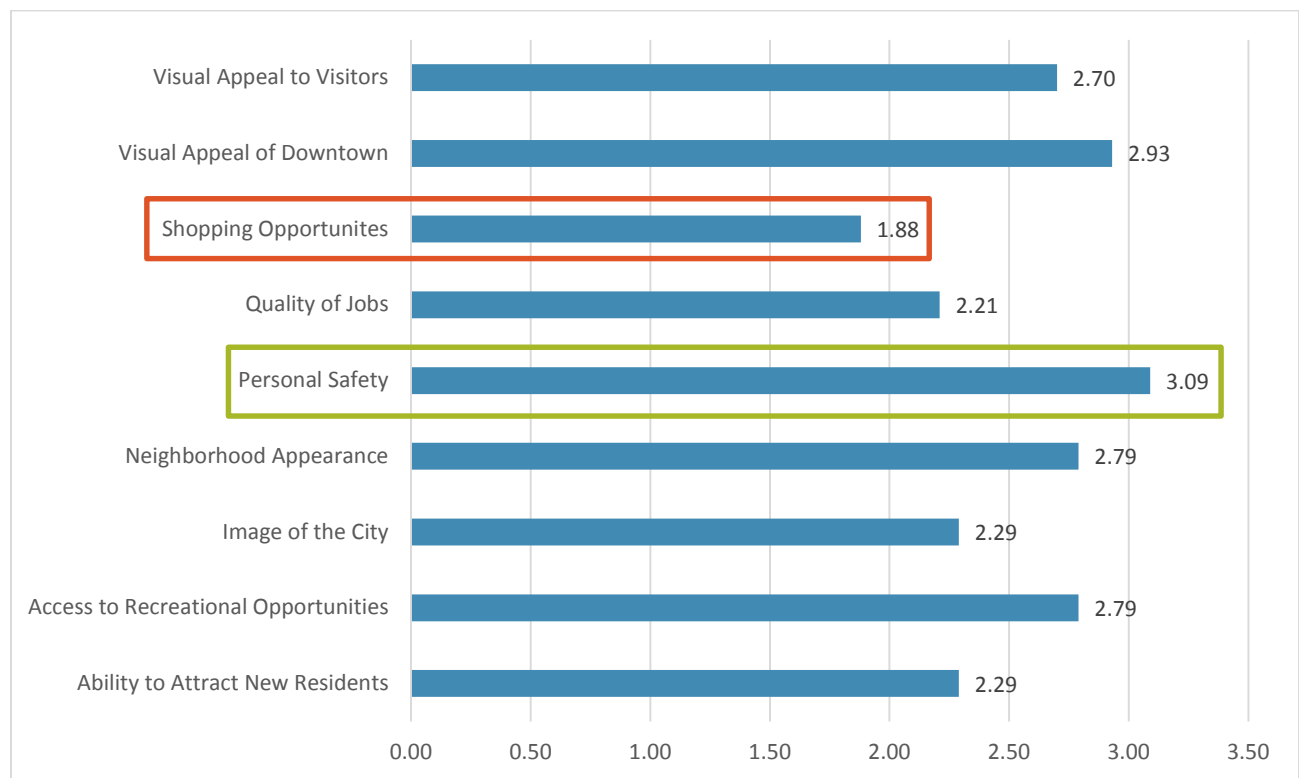
# East Grand Forks 2045 Land Use Plan – Community Survey Results

The East Grand Forks 2045 Land Use Plan Community Survey was aimed to gain an understanding of the existing perception of the community and desires for the future. A total of 36 questions were divided into various categories including land use, housing, and transportation. The survey was disseminated through Survey Monkey from May 22<sup>nd</sup> to July 6<sup>th</sup>, 2015. A total of 57 response were collected. The overall results of the survey are summarized within this document.

## Quality of Life Questions

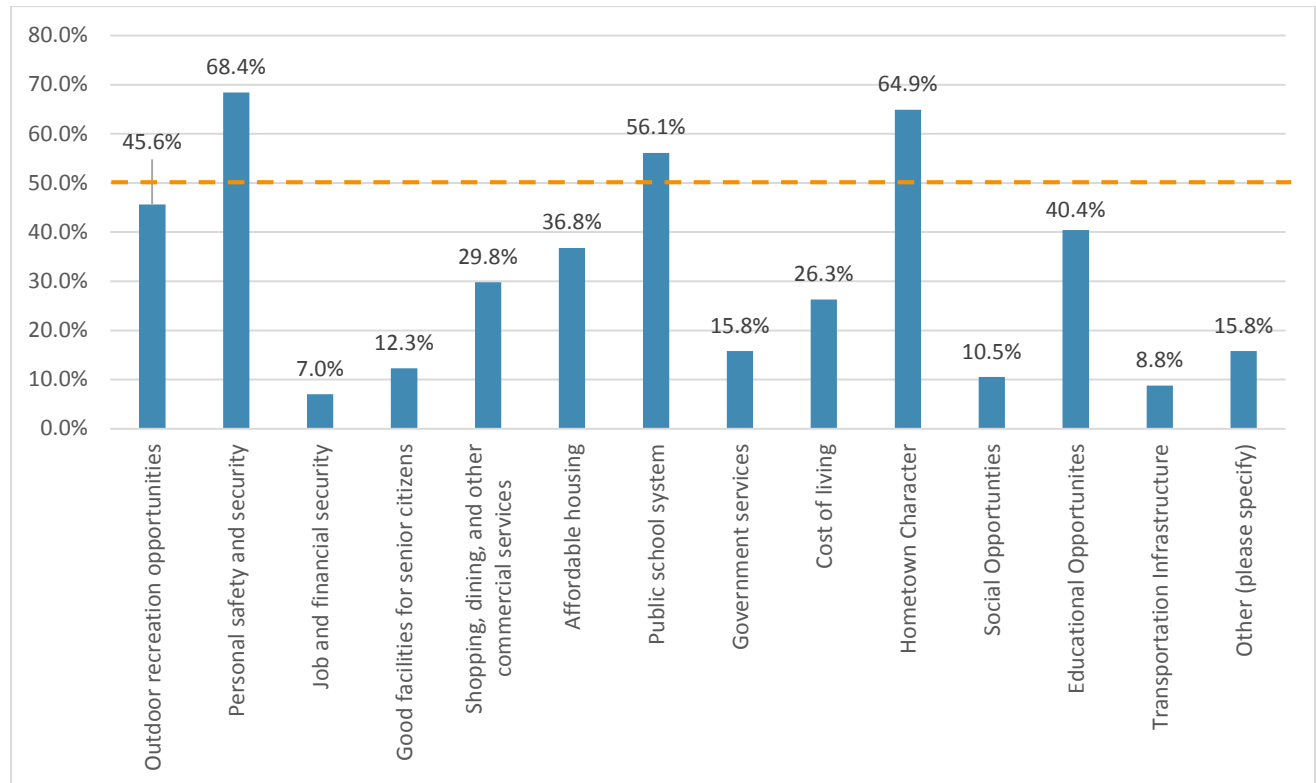
Question 1 – How would you rate your overall impression of the following within East Grand Forks?

	<i>Poor (1)</i>	<i>Fair (2)</i>	<i>Good (3)</i>	<i>Excellent (4)</i>	<i>Not Sure</i>	<i>Rating Average</i>	<i>Response Count</i>
<i>Ability to Attract New Residents</i>	11	20	21	3	1	<b>2.29</b>	<i>56</i>
<i>Access to Recreational Opportunities</i>	5	12	29	10	0	<b>2.79</b>	<i>56</i>
<i>Image of the City</i>	9	26	17	4	0	<b>2.29</b>	<i>56</i>
<i>Neighborhood Appearance</i>	2	14	34	6	0	<b>2.79</b>	<i>56</i>
<i>Personal Safety</i>	1	9	30	16	0	<b>3.09</b>	<i>56</i>
<i>Quality of Jobs</i>	8	28	13	3	3	<b>2.21</b>	<i>55</i>
<i>Shopping Opportunities</i>	20	26	7	3	0	<b>1.88</b>	<i>56</i>
<i>Visual Appeal of Downtown</i>	0	15	30	11	0	<b>2.93</b>	<i>56</i>
<i>Visual Appeal to Visitors</i>	0	21	27	5	2	<b>2.70</b>	<i>55</i>
	<i>answered question</i>						<b>56</b>



Question 2 – From the list below, please select five positive aspects that contribute to the superior quality of life in East Grand Forks.

	<i>Response Percent</i>	<i>Response Count</i>
<i>Outdoor recreation opportunities</i>	45.6%	26
<i>Personal safety and security</i>	68.4%	39
<i>Job and financial security</i>	7.0%	4
<i>Good facilities for senior citizens</i>	12.3%	7
<i>Shopping, dining, and other commercial services</i>	29.8%	17
<i>Affordable housing</i>	36.8%	21
<i>Public school system</i>	56.1%	32
<i>Government services</i>	15.8%	9
<i>Cost of living</i>	26.3%	15
<i>Hometown Character</i>	64.9%	37
<i>Social Opportunities</i>	10.5%	6
<i>Educational Opportunities</i>	40.4%	23
<i>Transportation Infrastructure</i>	8.8%	5
<i>Other (please specify)</i>	15.8%	9
<b><i>answered question</i></b>		<b>57</b>

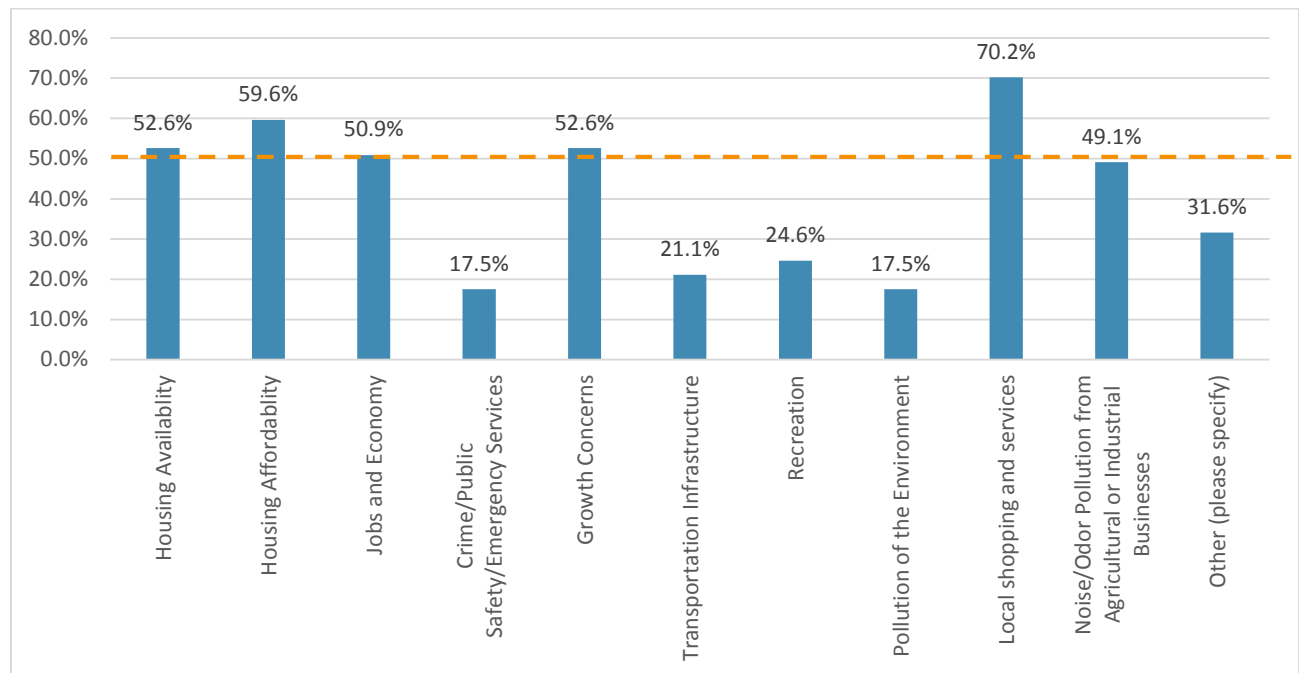


## Question 2 Other Responses:

- Lots of pedestrian and bicycle paths
- School busing vs no busing in Grand Forks
- Not able to find 5, sorry
- Good lighting on streets
- Sacred Heart School
- Northland College
- Housing Prices vs Grand Forks
- Access to a town next door with things to do
- Greenway area and bike/multi use paths

Question 3 – From the list below, please select what you believe are the top five challenges impacting East Grand Forks’ quality of life.

	<i>Response Percent</i>	<i>Response Count</i>
<i>Housing Availability</i>	52.6%	30
<i>Housing Affordability</i>	59.6%	34
<i>Jobs and Economy</i>	50.9%	29
<i>Crime/Public Safety/Emergency Services</i>	17.5%	10
<i>Growth Concerns</i>	52.6%	30
<i>Transportation Infrastructure</i>	21.1%	12
<i>Recreation</i>	24.6%	14
<i>Pollution of the Environment</i>	17.5%	10
<i>Local shopping and services</i>	70.2%	40
<i>Noise/Odor Pollution from Agricultural or Industrial Businesses</i>	49.1%	28
<i>Other (please specify)</i>	31.6%	18
<b><i>answered question</i></b>		<b>57</b>



**Question 3 Other Responses:**

- Government corruption by local officials. Too many officials with high fluency. Keeps regular people from entering office as not all people of lawyers, business owners, with presumed power.
- Public School, lack of a community feeling

- The group of people living in the apartments on 17th behind Valley Dairy Schooling – the schools in GF are much better than EGF
- 1. Jobs in the region - there are not enough jobs that pay high enough to raise a family on one income/job, and too many low paying service jobs available. 2. Sewer agreement/upgrade costs and impacts affect perceptions of cost, making residents wary and potential new-residents think twice. 3. The unpaid loan issue makes the city look bad and less appealing to outsiders/potential new residents. 4. The perception of lower taxes in North Dakota and higher taxes in Minnesota is difficult to overcome, although somewhat balanced by sometimes lower housing costs in EGF than GF. 5. Busses to EGF leaving the GF downtown station do not always wait for incoming busses (like from the UND area) to arrive before they depart to EGF - which makes the bus unreliable and less user friendly, especially since it alternates between the north and south parts of EGF which means it is an hour before it goes where you need it to go again, assuming it is not done for the day by then. No one should have to leave an hour early just in case the EGF bus leaves downtown earlier than their bus arrives. No one should have to tell the bus they are on to make the next one wait for them, the busses should simply not leave without the other ones there or asking the driver of the late bus to check with passengers as to whether they need the bus that is leaving before the late arriving bus.
- The way our city government messed up regarding the Boardwalk loan...someone needs to press criminal charges against the original loan makers for failure to repay! Even if our Mayor's brother happens to be one of them!! It really is an embarrassment and scarlet letter on East Grand Forks!
- Influx of Somolians, Haitians and other non-English speaking groups that bring their problems with them.
- If available land for purchase was cheaper then 30,000.00 more people would build.
- High special assessments resulting in high taxes!
- Group home that do not appear to abide by city set minimum requirements in nice residential areas. Weeds in roads and parking lots. Placement of Lutheran Social Service "clients" who offer little value. Dirt piles in cemetery. Long grass in parks. High property tax on top of very high MN State taxes make it hard to justify EGF over GF. Inability to attract GF residents into EGF businesses.
- Badly in Need of a Skilled Care Nursing Home. Many of our Elders and/or those recovering from illness or end of life care mostly end up 35 miles or further away for services needed, Creating a burden on them and visiting family members at an already stressful time. It's shameful that we are the ONLY small community in NW MN that no longer has a Skilled Care Facility. It should be a top of the list PRIORITY and it's sad that it's not. Local GF, ND facilities have a continuous waiting list and mostly can't accommodate those in need from our local EGF area. It could be built by the City or any LTC Business that has other Facilities in other communities. It doesn't have to be a Good Sam project. It is an important service for communities that want to attract new and keep their population growing.
- Sidewalks in residential neighborhoods need to be replaced instead of putting in new sidewalks where they are not needed.
- Lack of a south end bridge
- Minnesota taxes and vehicle registration fees
- Increased fees, property taxes, sales tax

- Reputation/action of our city leaders is damaging and challenging our city.
- The image of the city based on government inefficiencies, inability to make long range plans, financial scandals, etc. All of these cloud the view of the region of EGF. There is no good news from the city. This is the worst the city has been portrayed in my 40 years as a once proud East Sider.
- We need to attract a grocery store to the Point.
- Getting rid of good ol' boy mentality in city government.

# Housing

Question 4 – How would you rate the quality of the following elements?

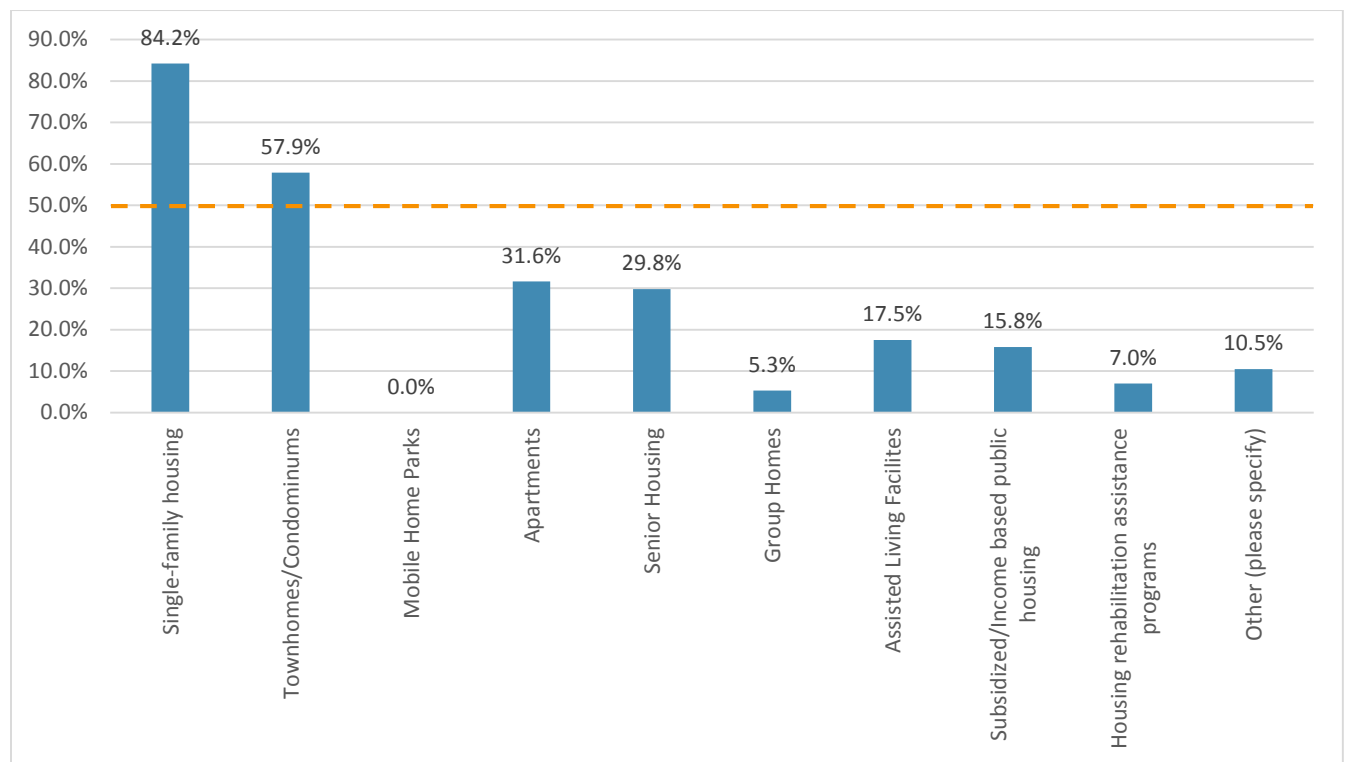
	<i>Poor (1)</i>	<i>Fair (2)</i>	<i>Good (3)</i>	<i>Excellent (4)</i>	<i>Not Sure</i>	<i>Rating Average</i>	<i>Response Count</i>
<i>Housing Supply</i>	14	23	12	1	6	<b>2.00</b>	56
<i>Housing Quality</i>	5	18	27	4	2	<b>2.56</b>	56
<i>Satisfaction with Neighborhood Character</i>	2	16	28	9	0	<b>2.80</b>	55
<i>Availability of Rental Housing/Apartments</i>	4	25	8	0	19	<b>2.11</b>	56
<i>Availability of Senior Housing</i>	5	14	9	1	27	<b>2.21</b>	56
<i>Diversity of Housing Choices</i>	11	22	18	1	4	<b>2.17</b>	56
	<i>answered question</i>						<b>56</b>





## Question 5 – What type of housing do you feel is most needed in East Grand Forks?

	<i>Response Percent</i>	<i>Response Count</i>
<i>Single-family housing</i>	84.2%	48
<i>Townhomes/Condominiums</i>	57.9%	33
<i>Mobile Home Parks</i>	0.0%	0
<i>Apartments</i>	31.6%	18
<i>Senior Housing</i>	29.8%	17
<i>Group Homes</i>	5.3%	3
<i>Assisted Living Facilities</i>	17.5%	10
<i>Subsidized/Income based public housing</i>	15.8%	9
<i>Housing rehabilitation assistance programs</i>	7.0%	4
<i>Other (please specify)</i>	10.5%	6
<b>answered question</b>		<b>57</b>



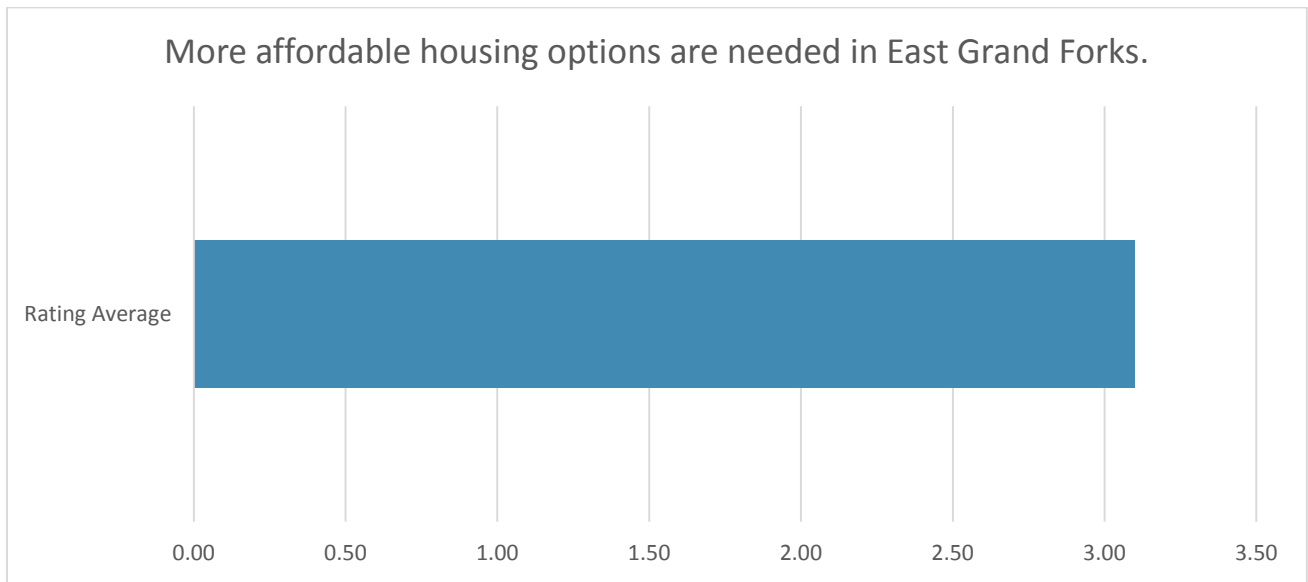
### Question 5 Other Responses:

- Government corruption by local officials. Too many officials with high fluency. Keeps regular people from entering office as not all people of lawyers, business owners, with presumed power
- New houses under 900 square feet. For some reason it is against the code.

- I understand the need to provide a variety of housing types, but I prefer them to be appropriately located so as to retain high quality neighborhoods, with similar uses grouped together, but without having too many lower cost housing types together in any one place that they create problems.
- Definitely not places like group homes and property that Lutheran Social Services can place more immigrants.
- Long Term Care/Skilled Care Nursing Home is #1. AFFORDABLE Assisted Living #2.
- Quality housing for retired people in the form of condos or townhomes that will allow this age group to stay in EGF rather than move out of the city to Grand Forks or elsewhere.
- We are in great need of a nursing home. It would work perfectly to attach to Good Sam on the north end of town.

Question 6 – What is your level of agreement with this statement: “More affordable housing options are needed in East Grand Forks”?

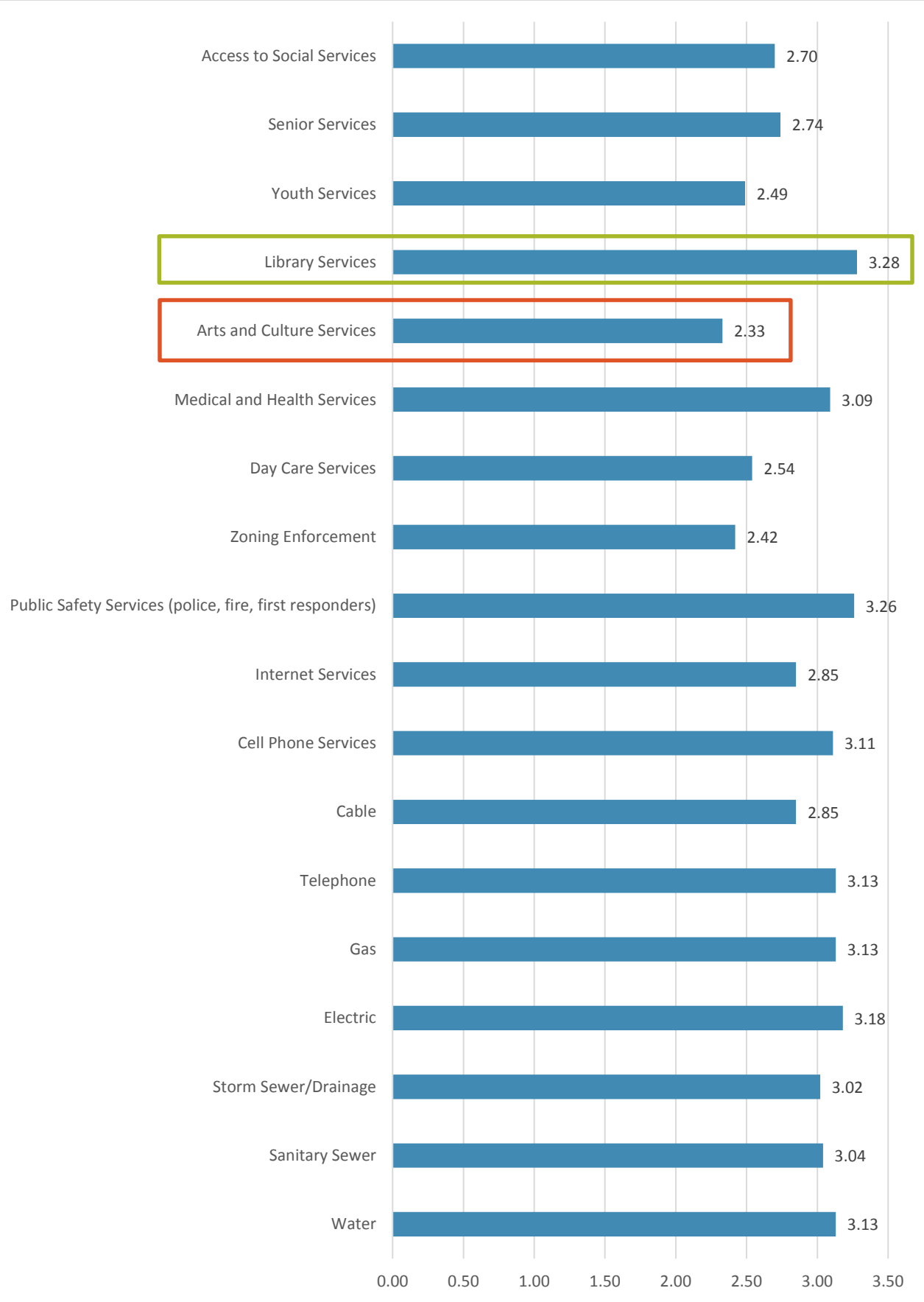
	<i>Strongly Disagree (1)</i>	<i>Disagree (2)</i>	<i>Agree (3)</i>	<i>Strongly Agree (4)</i>	<i>Not Sure</i>	<i>Rating Average</i>	<i>Response Count</i>
<i>More affordable housing options are needed in East Grand Forks</i>	1	10	23	17	5	<b>3.10</b>	<i>56</i>
	<i>answered question</i>						<b>56</b>



## Public Facilities/Services

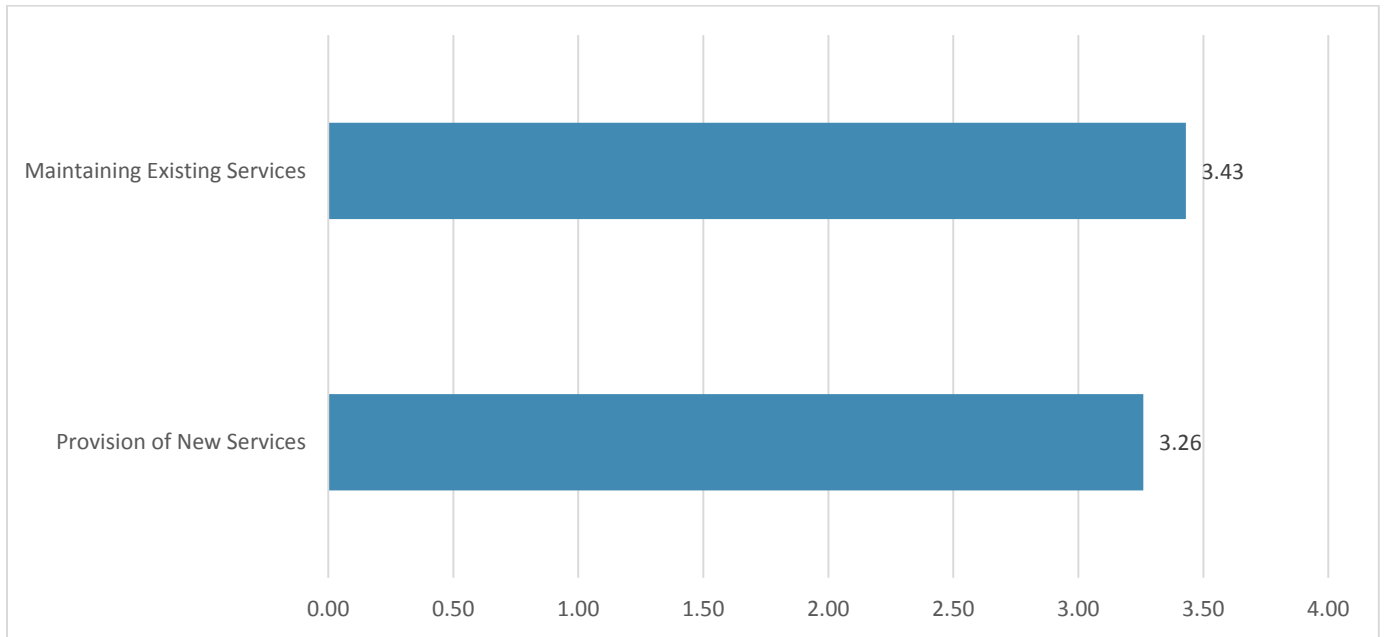
Question 7 – Describe the extent to which the following services meet your needs:

	<i>Poor (1)</i>	<i>Fair (2)</i>	<i>Good (3)</i>	<i>Excellent (4)</i>	<i>Not Sure</i>	<i>Rating Average</i>	<i>Response Count</i>
<i>Water</i>	1	7	30	16	1	<b>3.13</b>	<i>55</i>
<i>Sanitary Sewer</i>	0	11	26	13	5	<b>3.04</b>	<i>55</i>
<i>Storm Sewer/Drainage</i>	2	6	32	11	4	<b>3.02</b>	<i>55</i>
<i>Electric</i>	1	6	30	18	0	<b>3.18</b>	<i>55</i>
<i>Gas</i>	2	6	29	17	1	<b>3.13</b>	<i>55</i>
<i>Telephone</i>	0	6	27	12	10	<b>3.13</b>	<i>55</i>
<i>Cable</i>	6	7	30	11	1	<b>2.85</b>	<i>55</i>
<i>Cell Phone Services</i>	1	6	34	14	0	<b>3.11</b>	<i>55</i>
<i>Internet Services</i>	4	11	29	11	0	<b>2.85</b>	<i>55</i>
<i>Public Safety Services (police, fire, first responders)</i>	0	8	24	22	1	<b>3.26</b>	<i>55</i>
<i>Zoning Enforcement</i>	6	9	16	2	21	<b>2.42</b>	<i>54</i>
<i>Day Care Services</i>	4	7	15	2	27	<b>2.54</b>	<i>55</i>
<i>Medical and Health Services</i>	0	8	32	13	1	<b>3.09</b>	<i>54</i>
<i>Arts and Culture Services</i>	7	23	20	2	3	<b>2.33</b>	<i>55</i>
<i>Library Services</i>	0	5	28	20	2	<b>3.28</b>	<i>55</i>
<i>Youth Services</i>	3	15	20	1	16	<b>2.49</b>	<i>55</i>
<i>Senior Services</i>	2	5	13	3	32	<b>2.74</b>	<i>55</i>
<i>Access to Social Services</i>	0	12	15	3	24	<b>2.70</b>	<i>54</i>
<i>School System</i>	2	8	27	14	4	<b>3.04</b>	<i>55</i>
						<i>answered question</i>	<b>55</b>



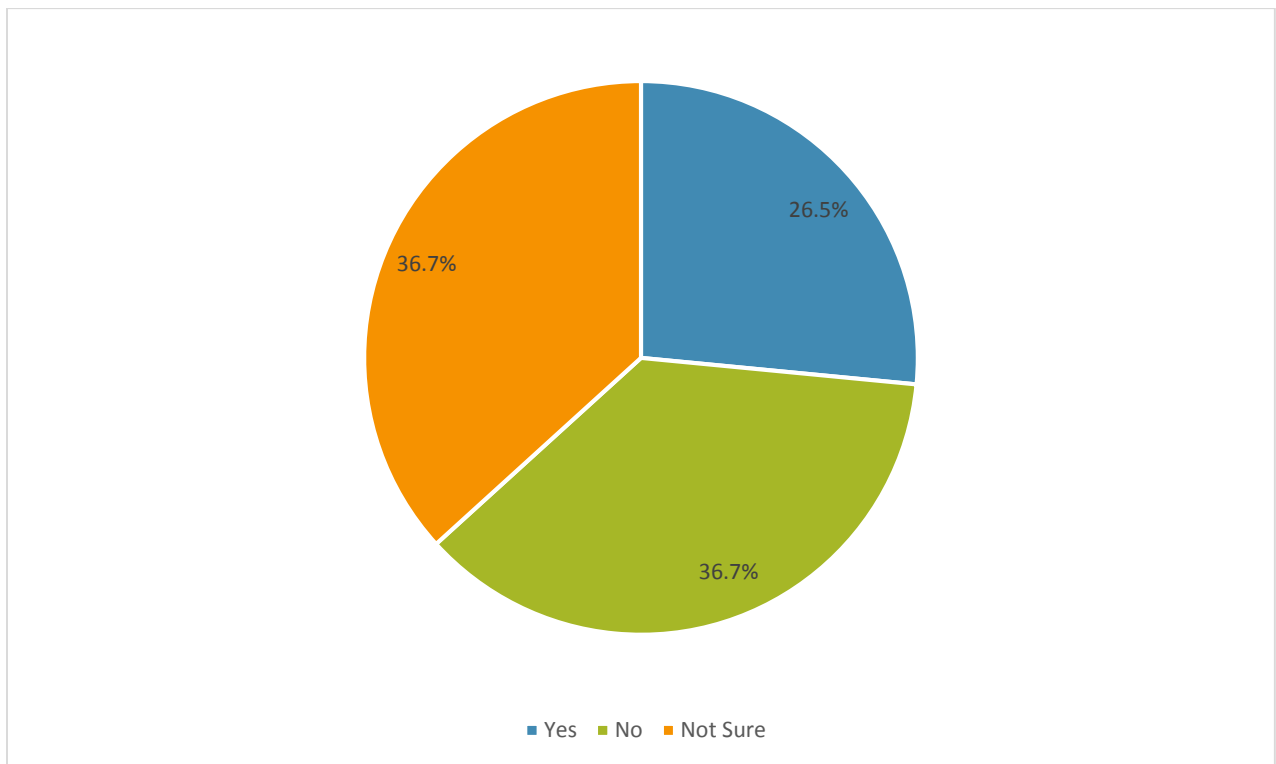
Question 8 – Please rank the importance of provide the following items related to city services:

	<i>Strongly Disagree (1)</i>	<i>Disagree (2)</i>	<i>Agree (3)</i>	<i>Strongly Agree (4)</i>	<i>Not Sure</i>	<i>Rating Average</i>	<i>Response Count</i>
<i>Provision of New Services</i>	0	4	24	15	11	<b>3.26</b>	<i>54</i>
<i>Maintaining Existing Services</i>	0	3	23	25	3	<b>3.43</b>	<i>54</i>
<i>answered question</i>							<b>54</b>



Question 9 – Are there additional services that should be provided in East Grand Forks that you would be willing to pay for (i.e. tax increase, monthly fee)?

	<i>Response Percent</i>	<i>Response Count</i>
<i>Yes</i>	26.5%	13
<i>No</i>	36.7%	18
<i>Not Sure</i>	36.7%	18
<i>answered question</i>		<b>49</b>



Question 9 – Responses Provided for Additional Services:

- Better school system
- Pool, Archery, trap shooting, anything that gets children and adults outside in a social aspect.
- Community Center that can be used year round. Something with an indoor pool, indoor play area, ice rink (used for open skating or ice rentals), basketball court, indoor track, and banquet rooms for rent.
- It would have to be something good that I would use regularly. Unlike the pool project.
- It would be nice if there was more daycare options, or a way to encourage more day cares, especially those that have part time offerings.
- More options at Senior Center, some weekend and evening activities, web site

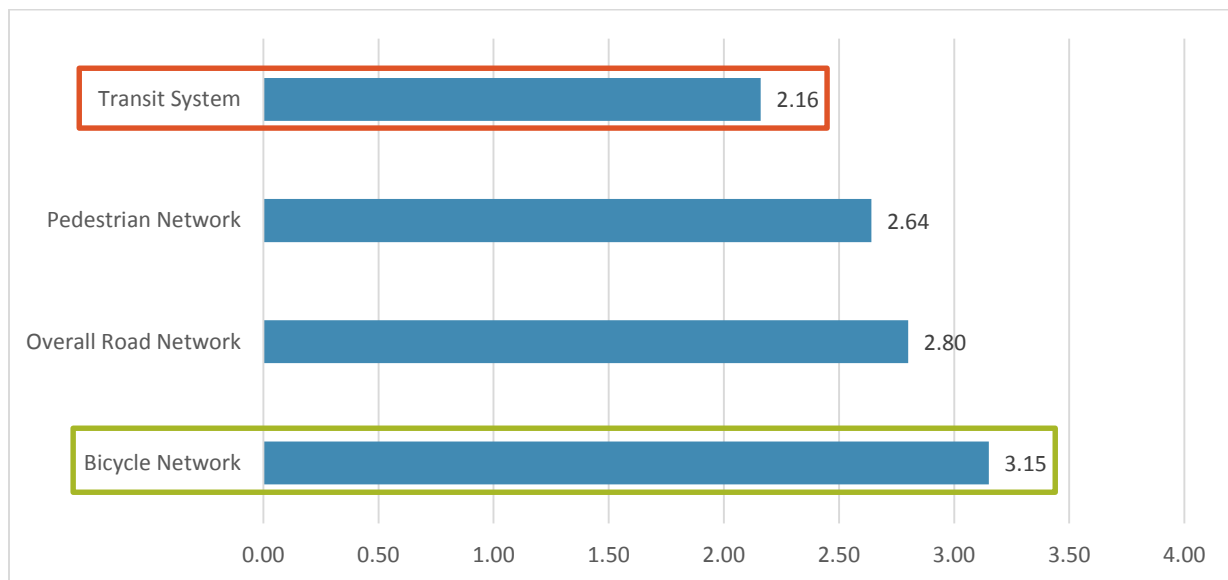
- New pool, Mini-golf, Go-kart track, ATV trails. City pond for fishing and bird wildlife. Bring back the riverboat and to evening cruises/meals.
- A new pool. I have previously (7-10 years ago) worked at the EGF pool for MANY years and it was just run down. A newer pool would attract more customers from the campground. Yes I understand they are redoing the pool currently but the whole thing needs to be tore out and a new pool.
- EGF does not need to increase taxes!!! EGF needs to prioritize current services and streamline processes.
- New Indoor Rec Centre and Pool but saving and fund raising not new or additional taxes
- Upgrades and maintenance to the pool; upgrades and maintenance to area ice arenas; removal of uneven medians on Greenway Blvd.
- My wife and I were living in Grand Forks but wanted to build a new home as we were newly married. We choose south end EGF (by the schools) at the time due to lower costs of land/housing vs Grand Forks. We have 3 young kids in school (two entering 1st and one entering 5th) and have had great experiences with teachers and other school personnel. Our oldest has several food allergies and the district and teachers have worked with us well. Overall I would pay for weekly recycling services. On my street (19th Ave SE) I believe sidewalks should be installed and would feel safer if they were for our kids walking to/from South Point and Middle School. I realize when Cary put in the homes last decade they forgot to put in the level in the driveways for sidewalks, so work would have to be done to make it work. Industrial areas are just that industrial.....they serve a function. Would be nice to make Central Ave a bit cleaner and less old and junky....but again putting everything in new would make prices go up and price some of those there out of business which is not what is wanted. I certainly would support a south end bridge to GF... they doubts that would ever happen due to opposition on GF side, unless you build it way south at Merrifield. Dan R you can contact me at [blizzndegf@gmail.com](mailto:blizzndegf@gmail.com)
- No. Figure out your finances before raising my taxes. Boardwalk Loan. I was beside myself when a tax increase was proposed with an outstanding \$500,000 hanging out there. You will be hard pressed to convince me of any tax increases after that failure to account for our tax money.
- More recreational services
- Police, Fire, Pool, Streets Maintenance, after years of lowering or maintaining a low tax base this town is in a crisis when it comes to financials and being able to provide the most basic needs of a community. I know people in this town will be more then happy to pay their fair share for the needs of this city. Although I am sure they will be shocked when they see the percentages that are going to be needed to get this town back to a tax base to provide the basics
- Pool upgrade
- More youth programs, improvements to public facilities, parks, schools
- Do more to attract business and people to the East Side. Think a bridge on south end would draw.



# Transportation

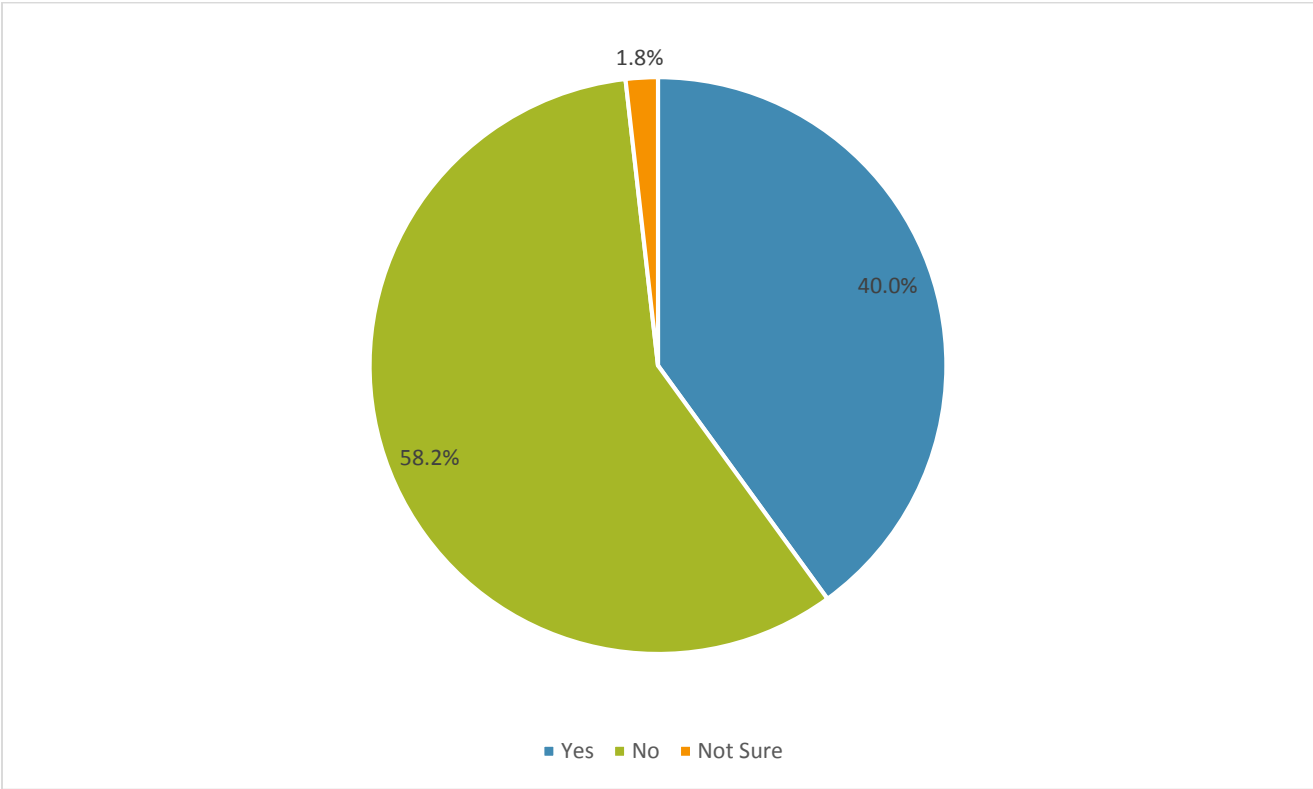
Question 10 – How would you rate the ability of the following transportation networks to meet the needs of the citizens in East Grand Forks?

	<i>Poor (1)</i>	<i>Fair (2)</i>	<i>Good (3)</i>	<i>Excellent (4)</i>	<i>Not Sure</i>	<i>Rating Average</i>	<i>Response Count</i>
<i>Bicycle Network</i>	0	10	26	18	1	<b>3.15</b>	<i>55</i>
<i>Overall Road Network</i>	2	12	36	5	0	<b>2.80</b>	<i>55</i>
<i>Pedestrian Network</i>	3	20	26	6	0	<b>2.64</b>	<i>55</i>
<i>Transit System</i>	9	10	12	1	22	<b>2.16</b>	<i>54</i>
					<i>answered question</i>		<b>55</b>



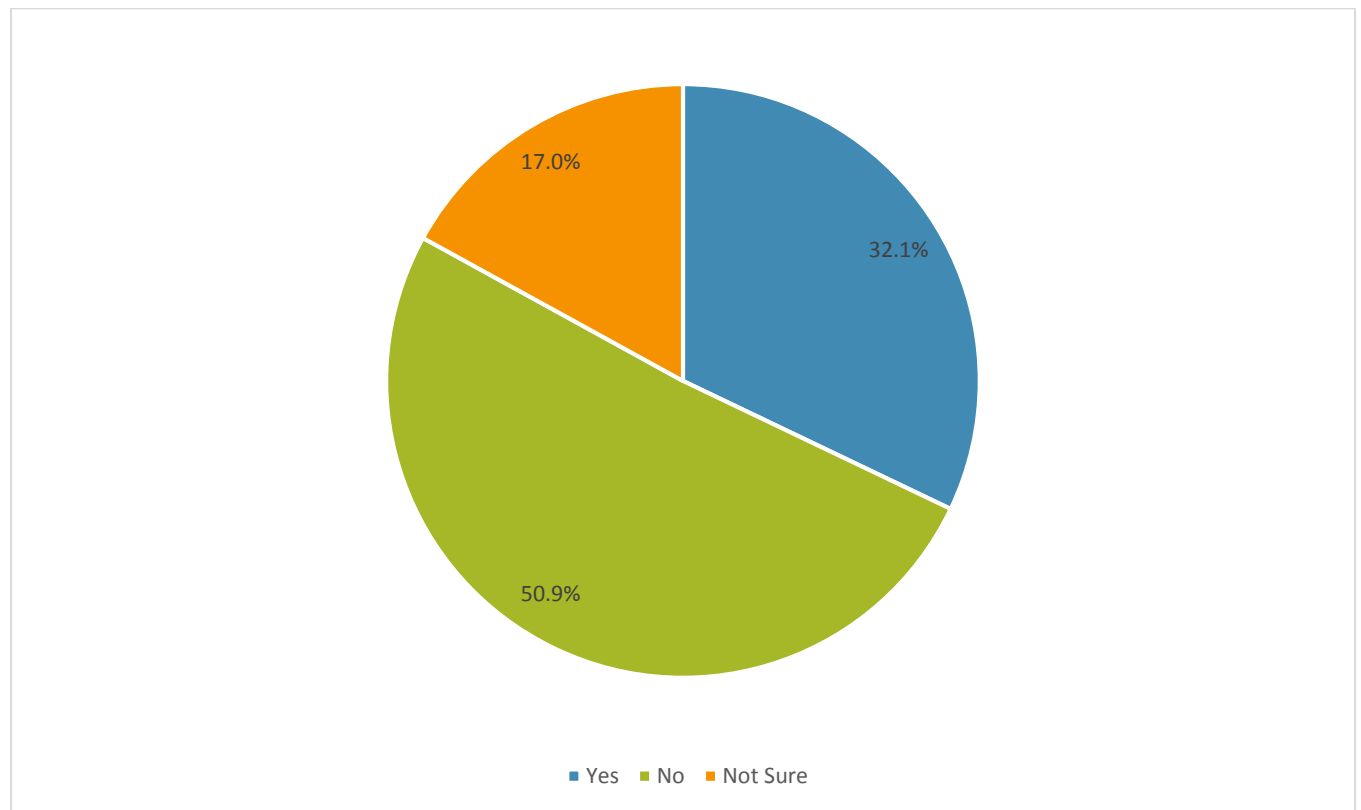
Question 11 - Are there sidewalks in your neighborhood?

	<i>Response Percent</i>	<i>Response Count</i>
<i>Yes</i>	40.0%	22
<i>No</i>	58.2%	32
<i>Not Sure</i>	1.8%	1
<i>answered question</i>		<b>55</b>



Question 12 – Are you aware of areas within East Grand Forks that need more sidewalks?

	<i>Response Percent</i>	<i>Response Count</i>
<i>Yes</i>	32.1%	17
<i>No</i>	50.9%	27
<i>Not Sure</i>	17.0%	9
<i>answered question</i>		<b>53</b>



Question 12 – Areas where more sidewalks are needed:

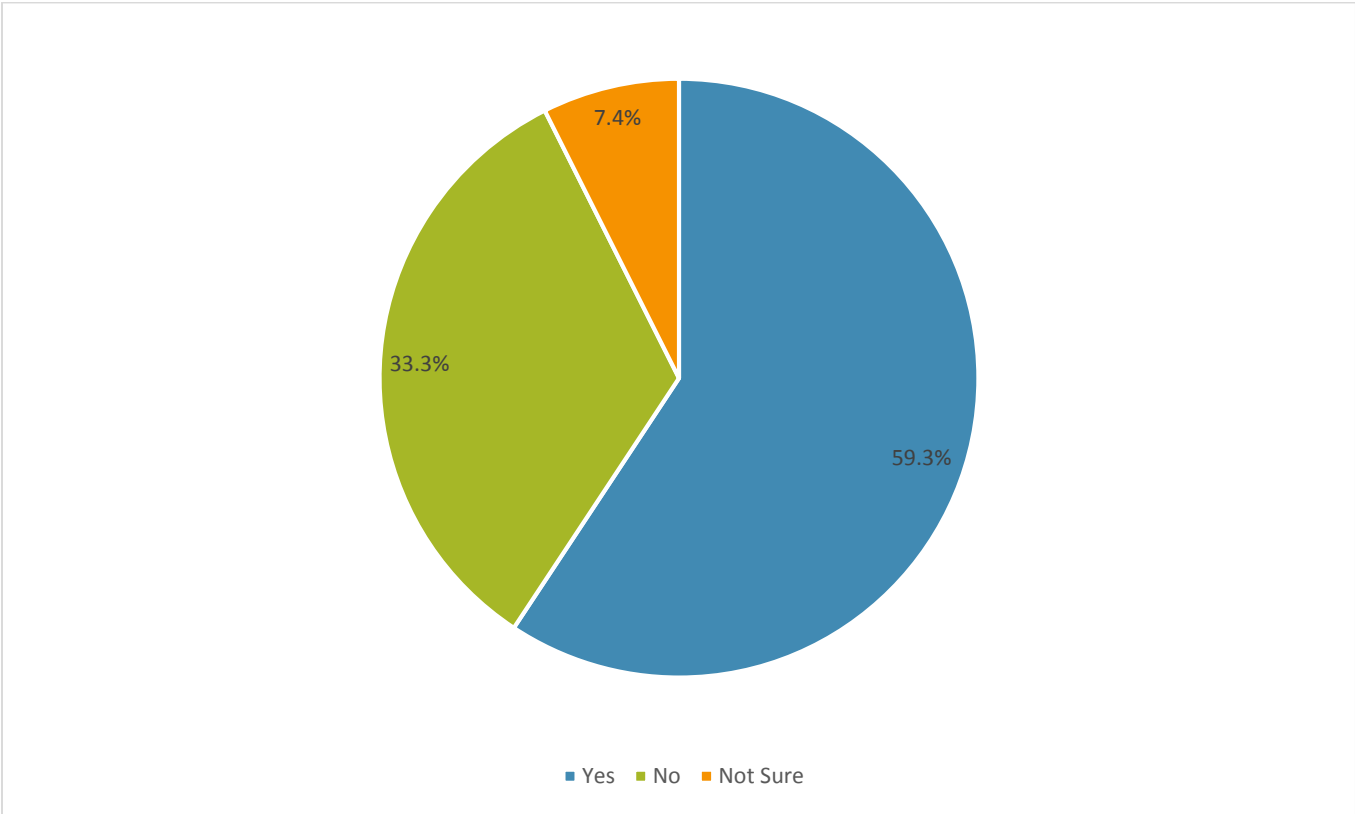
- Greenway
- Near south side schools. The crossing over the coulee on 10<sup>th</sup> Street SE is very dangerous. It is an area used by pedestrians and bicyclists often and there isn't much room for cars and people...
- I like not having sidewalks
- We looked at buying a house in the south end by didn't mostly because there are NO sidewalks! Really?!
- We live off Reinhardt and there are not sidewalks in our neighborhood.
- Reinhardt Dr SE busy street. Need a walk bridge or something by the Kennedy Bridge to get to North Dakota

- North end
- None in south end neighborhoods, only on Bygland Road and paths to schools
- Don't have sidewalks in our neighborhoods and don't want them
- North of the High School
- Along the high school, newer neighborhoods
- But many sidewalks (i.e. east side of Bygland Road) need replacing.
- See comment section. I think 19<sup>th</sup>/18<sup>th</sup> Ave SE south of SP school needs sidewalks. I live on 19<sup>th</sup>....
- The Point.
- Most of the point area
- The point
- South end
- New south end developments
- There should be a sidewalk on Highway 220 north of Highway 2 (to walk to McDonald's, Hugos, etc.)

Question 13 – Are there bicycle facilities in your neighborhood?

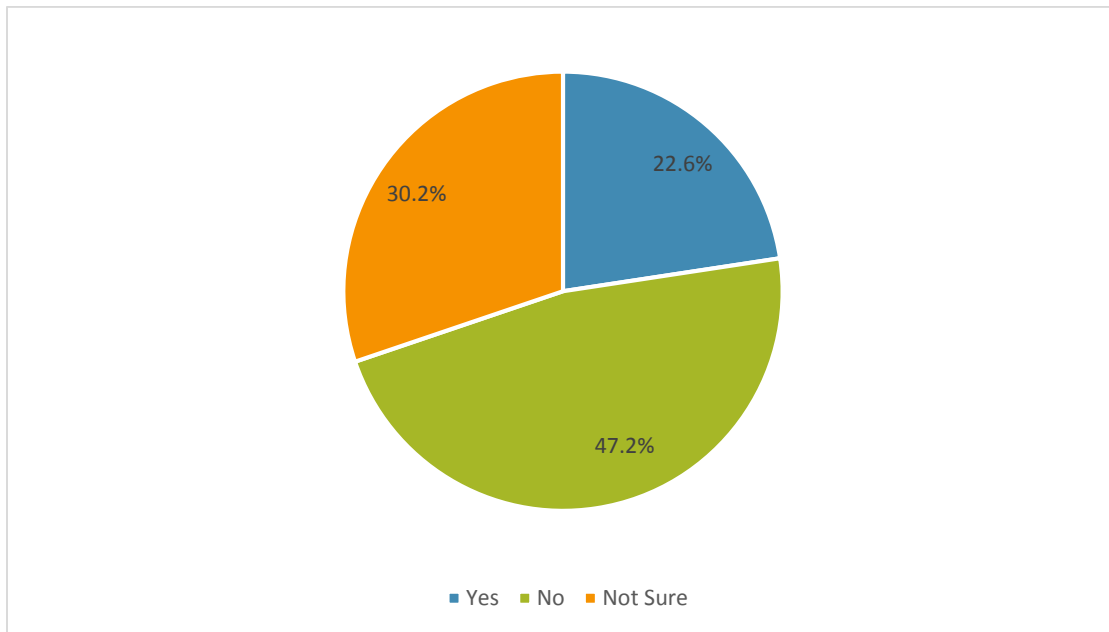
---

	<i>Response Percent</i>	<i>Response Count</i>
<i>Yes</i>	59.3%	32
<i>No</i>	33.3%	18
<i>Not Sure</i>	7.4%	4
<i>answered question</i>		<b>54</b>



Question 14 – Are you aware of areas within East Grand Forks that need more bicycle facilities?

	<i>Response Percent</i>	<i>Response Count</i>
Yes	22.6%	12
No	47.2%	25
Not Sure	30.2%	16
<i>answered question</i>		<i>53</i>

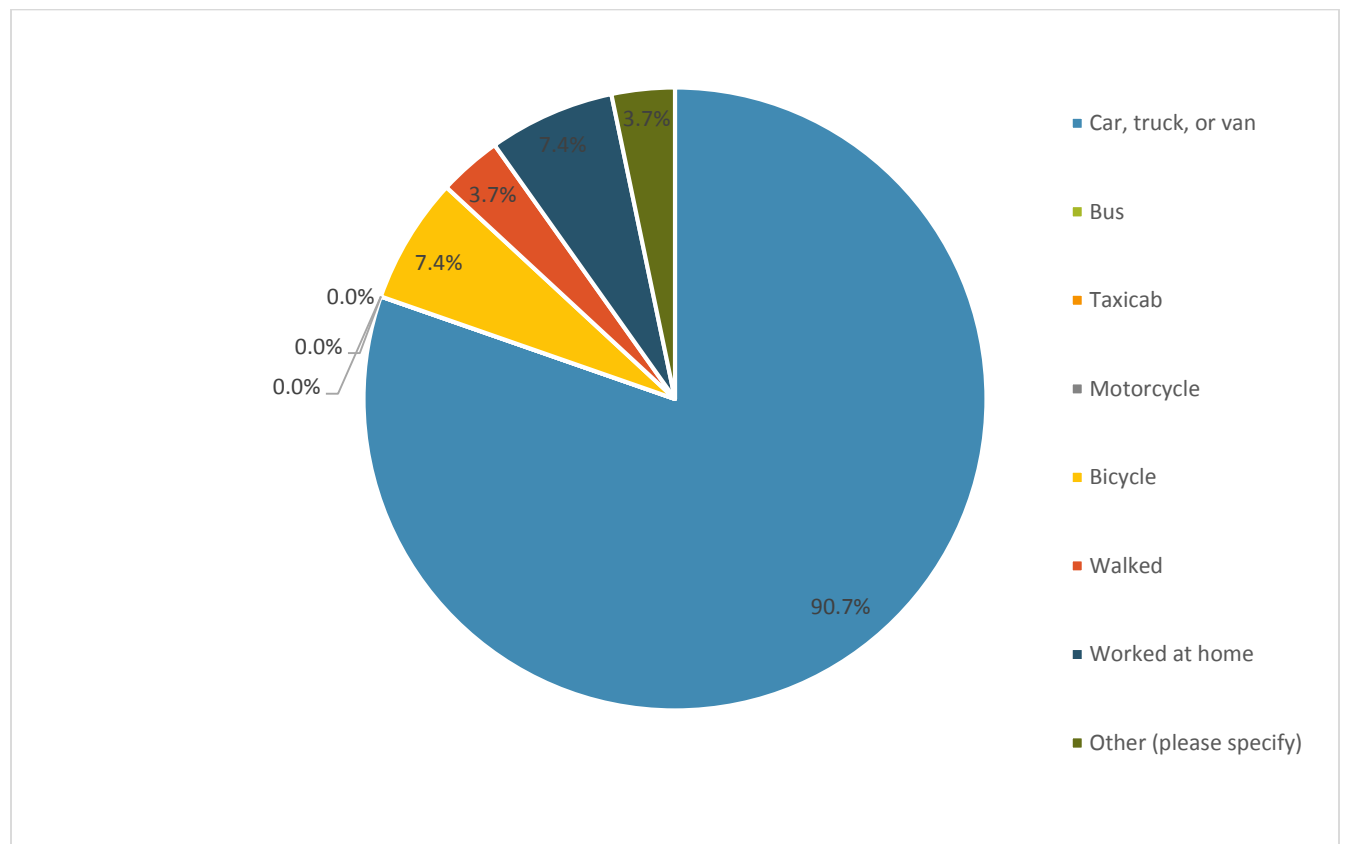


Question 14 – Areas where more bicycle facilities are needed:

- Greenway
- 10<sup>th</sup> St SE  
Probably south end
- A crossing for student at Bygland Avenue to Southpoint Elementary School – children riding bikes to the school are at risk with the busy traffic
- North end
- North of the High School
- Bicycle lanes on streets would be helpful
- Point Bridge (a tough spot to make improvements, but a little scary that close to traffic on a bike)
- Better access to NCTC
- A wider bike patch or lane needed on Bygland
- Most of the point area (sidewalks), the entire city for bicycle facilities
- North end near schools and NCTC
- Bike paths would also be nice on 220 north

Question 15 – How did you get to work last week? (Choose all that apply)

	<i>Response Percent</i>	<i>Response Count</i>
<i>Car, truck, or van</i>	90.7%	49
<i>Bus</i>	0.0%	0
<i>Taxicab</i>	0.0%	0
<i>Motorcycle</i>	0.0%	0
<i>Bicycle</i>	7.4%	4
<i>Walked</i>	3.7%	2
<i>Worked at home</i>	7.4%	4
<i>Other (please specify)</i>	3.7%	2
<b><i>answered question</i></b>		<b>54</b>

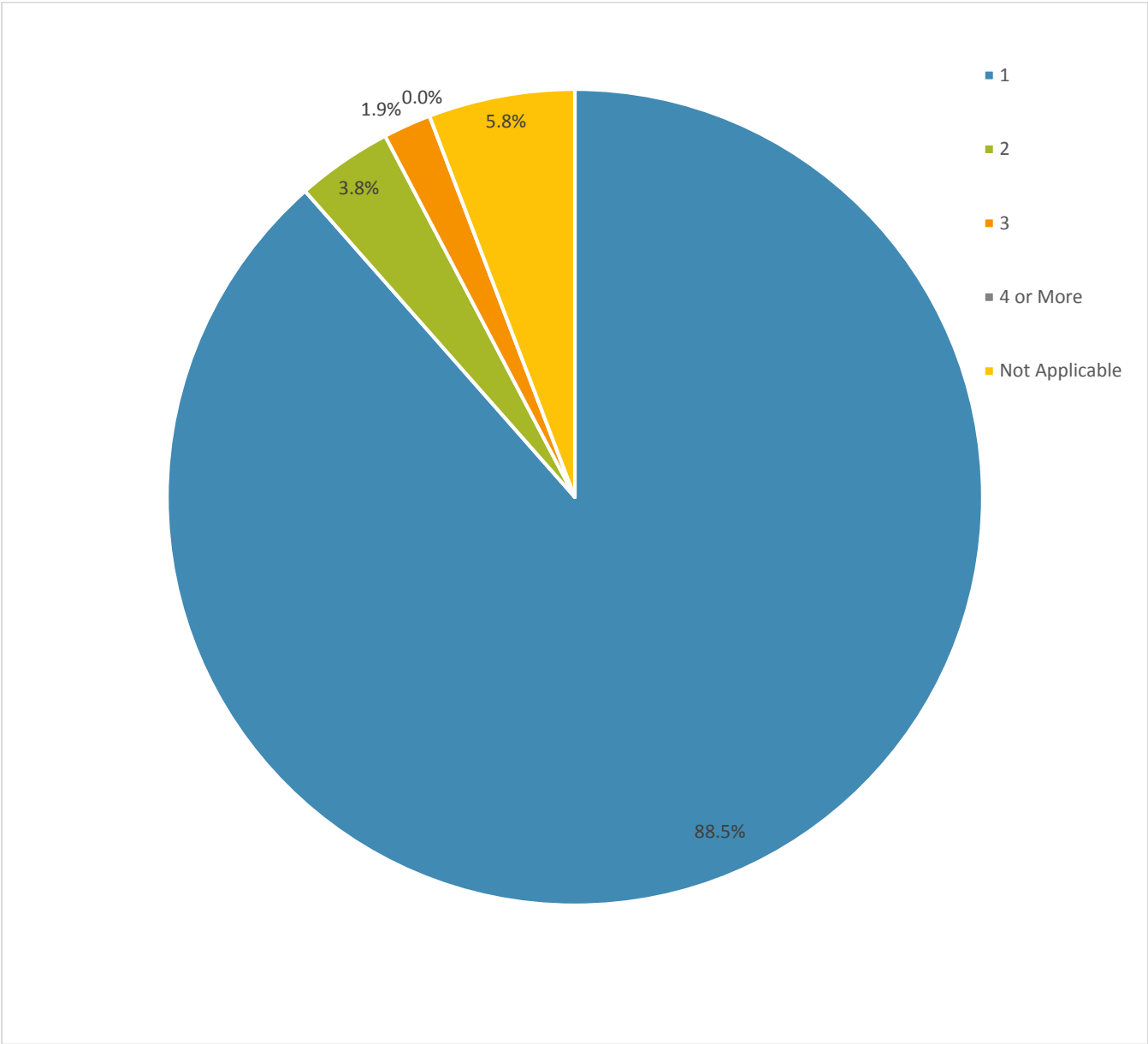


Question 15 – Other Responses:

- Retired
- Retired – didn't go to work

Question 16 – If you responded car, truck or van on Question 15, how many people, including yourself, rode to work in the vehicle?

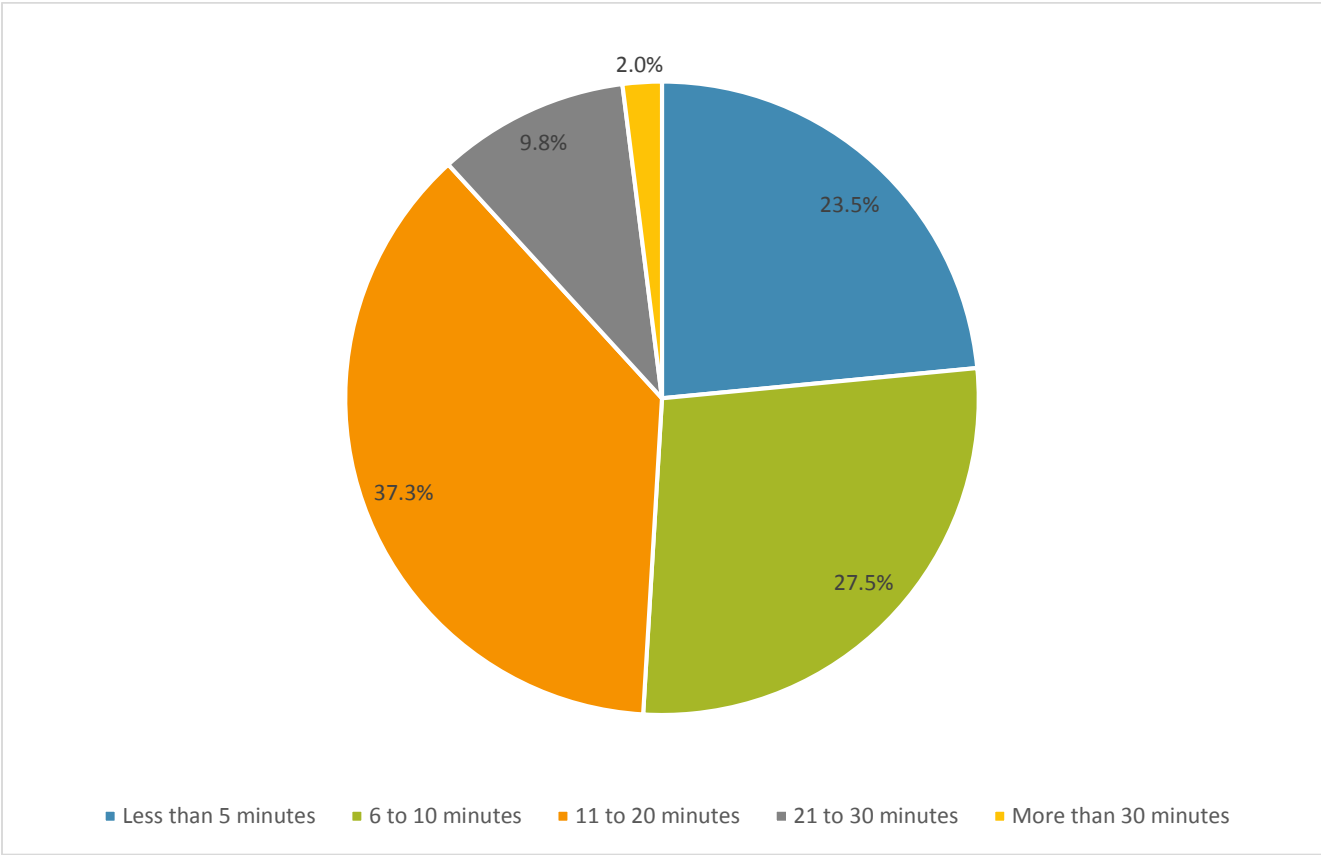
	<i>Response Percent</i>	<i>Response Count</i>
1	88.5%	46
2	3.8%	2
3	1.9%	1
4 or More	0.0%	0
Not Applicable	5.8%	3
<b>answered question</b>		<b>52</b>





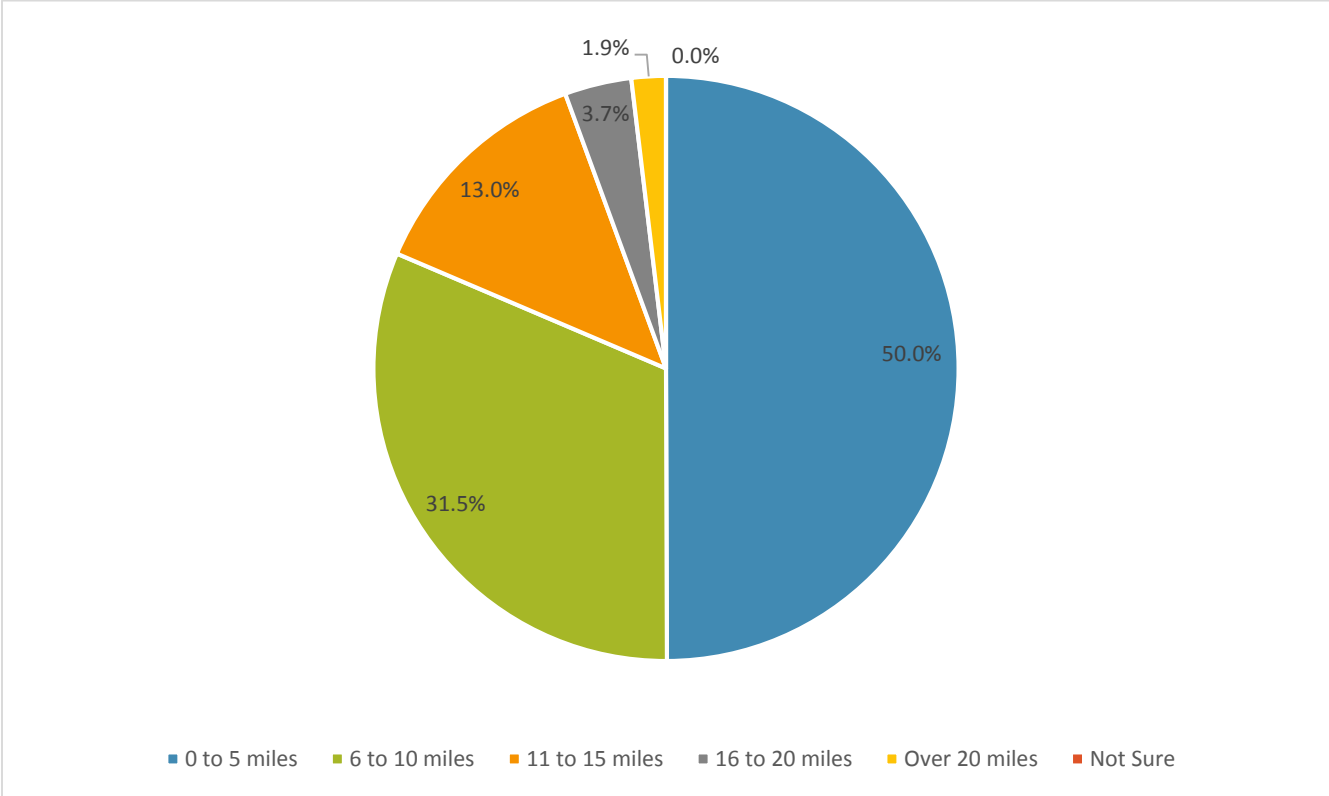
Question 17 – How much time does it take you, typically, to get to work?

	<i>Response Percent</i>	<i>Response Count</i>
<i>Less than 5 minutes</i>	23.5%	12
<i>6 to 10 minutes</i>	27.5%	14
<i>11 to 20 minutes</i>	37.3%	19
<i>21 to 30 minutes</i>	9.8%	5
<i>More than 30 minutes</i>	2.0%	1
<b><i>answered question</i></b>		<b>51</b>



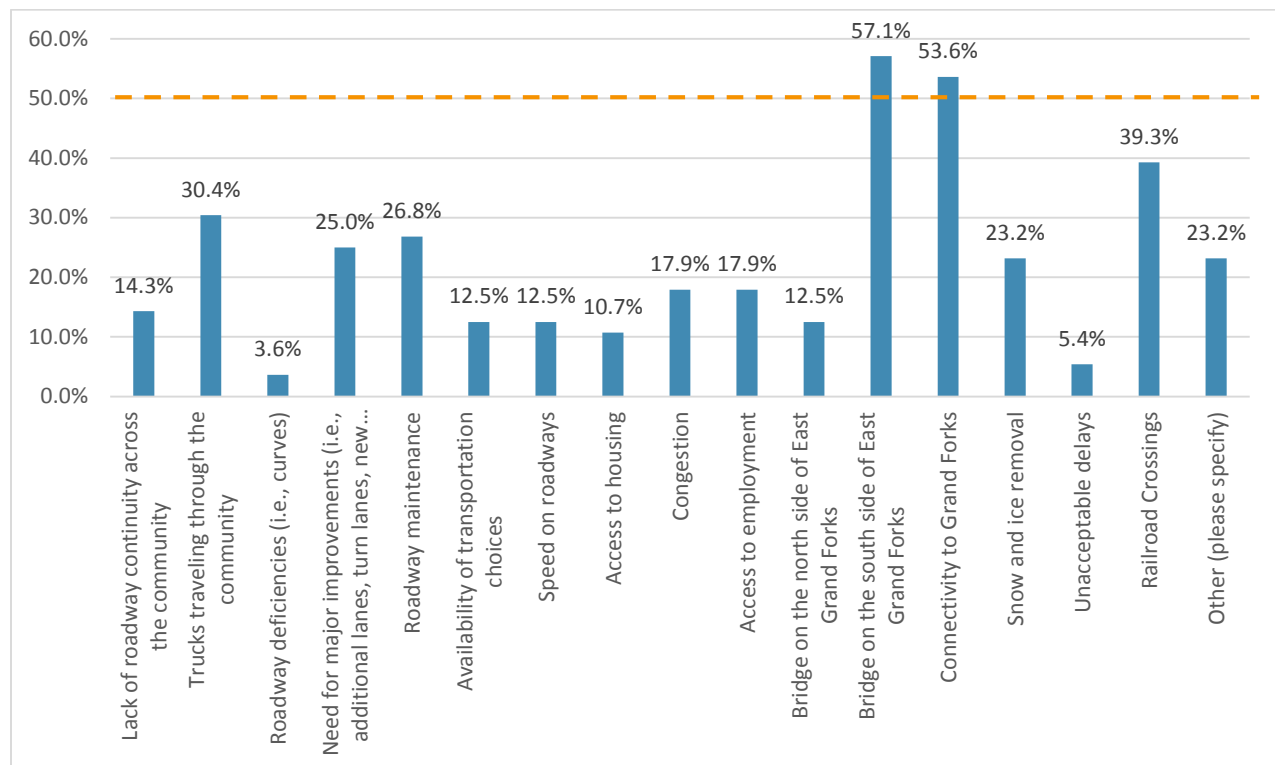
Question 18 – How many miles do you travel in the East Grand Forks Metro Area during a normal day?

	<i>Response Percent</i>	<i>Response Count</i>
<i>0 to 5 miles</i>	50.0%	27
<i>6 to 10 miles</i>	31.5%	17
<i>11 to 15 miles</i>	13.0%	7
<i>16 to 20 miles</i>	3.7%	2
<i>Over 20 miles</i>	1.9%	1
<i>Not Sure</i>	0.0%	0
<b><i>answered question</i></b>		<b>54</b>



Question 19 – Please select the top five areas of concern related to vehicular transportation in East Grand Forks.

	<i>Response Percent</i>	<i>Response Count</i>
<i>Lack of roadway continuity across the community</i>	14.3%	8
<i>Trucks traveling through the community</i>	30.4%	17
<i>Roadway deficiencies (i.e., curves)</i>	3.6%	2
<i>Need for major improvements (i.e., additional lanes, turn lanes, new connection, traffic control/stoplights)</i>	25.0%	14
<i>Roadway maintenance</i>	26.8%	15
<i>Availability of transportation choices</i>	12.5%	7
<i>Speed on roadways</i>	12.5%	7
<i>Access to housing</i>	10.7%	6
<i>Congestion</i>	17.9%	10
<i>Access to employment</i>	17.9%	10
<i>Bridge on the north side of East Grand Forks</i>	12.5%	7
<i>Bridge on the south side of East Grand Forks</i>	57.1%	32
<i>Connectivity to Grand Forks</i>	53.6%	30
<i>Snow and ice removal</i>	23.2%	13
<i>Unacceptable delays</i>	5.4%	3
<i>Railroad Crossings</i>	39.3%	22
<i>Other (please specify)</i>	23.2%	13
<b><i>answered question</i></b>		<b>56</b>



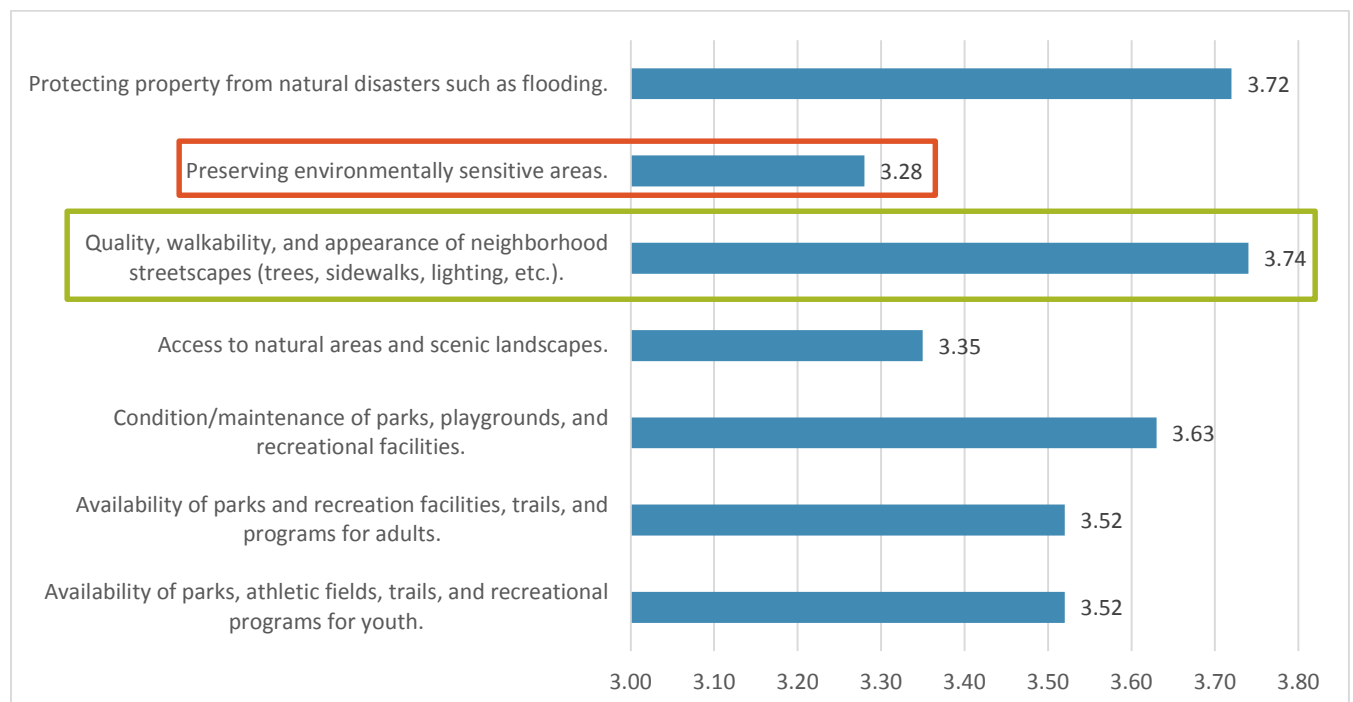
Question 19 – Other Responses:

- Street sweeping on local streets on the Point area. Lived here 14 years and not sure I've seen the street sweeper more than 2 times. Glass on our street from garbage/recycling.
- We really need a bridge on the south side of the city to connect to Grand Forks.
- More stop signs in the residential area.
- Bygland is so bumpy from the tracks to the flood wall I actually blew out the struts in my truck.
- As previously noted, busses to EGF leaving the GF downtown station do not always wait for incoming busses (like from the UND area) to arrive before they depart to EGF - which makes the bus unreliable and less user friendly, especially since it alternates between the north and south parts of EGF which means it is an hour before it goes where you need it to go again, assuming it is not done for the day by then. No one should have to leave an hour early just in case the EGF bus leaves downtown earlier than their bus arrives. No one should have to tell the bus they are on to make the next one wait for them, the busses should simply not leave without the other ones there or asking the driver of the late bus to check with passengers as to whether they need the bus that is leaving before the late arriving bus.
- Crossing guards for the children at Bygland going to Southpoint and Middle School
- Lack of school bus service
- School children need to be bused to school, when school is in session. Public safety is the main concern, the wear and tear on the City streets when all the parents drive their children, vs. a bus and just the amount of traffic/accidents during the school year. Or stoplights are needed.
- Need a south end bridge to connect to GF. I could reach south end destinations, not available in EGF, in 5 minutes. Taking current bridges takes about 20 minutes and many more miles.
- Train noise
- 32nd Avenue Bridge
- Use of Jake brakes by trucks within city limits
- Can't think of any

## Parks and Recreational Facilities

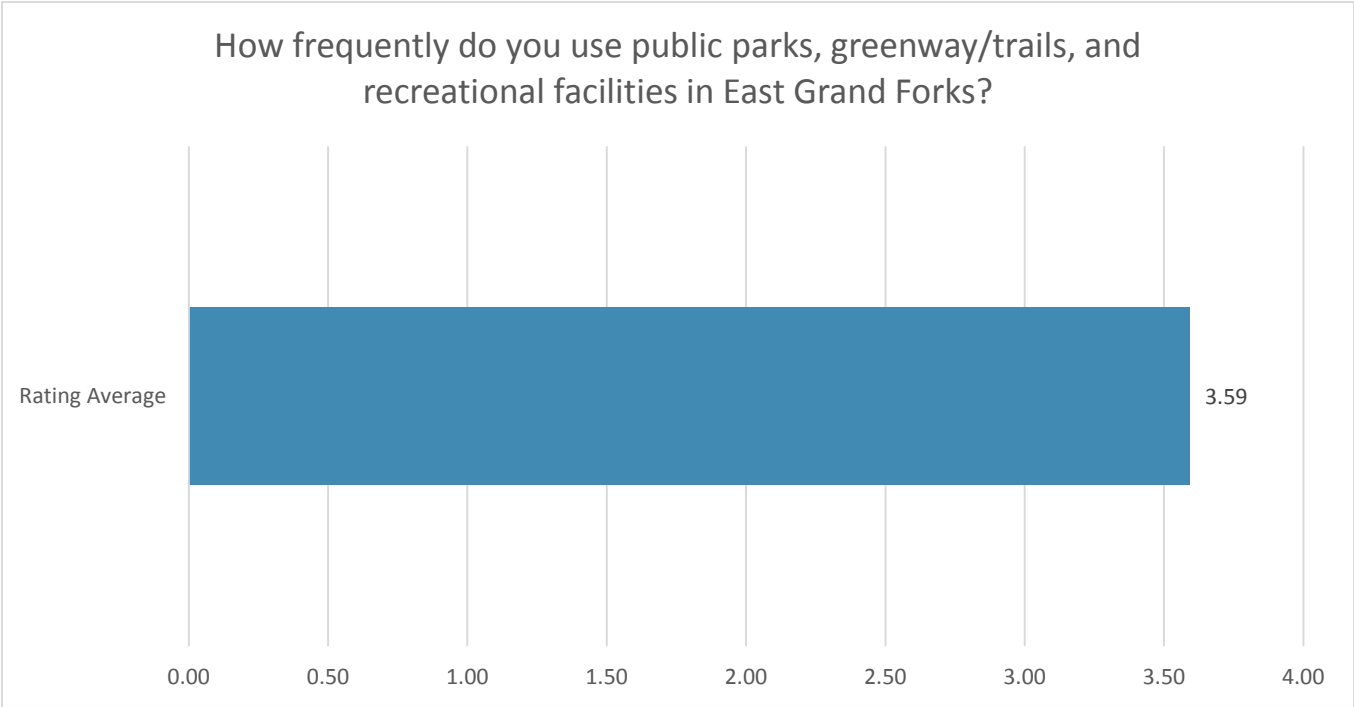
Question 20 – Please identify how important each of the following is to you when choosing where to live:

	<i>Not at All Important</i> (1)	<i>Not Very Important</i> (2)	<i>Somewhat Important</i> (3)	<i>Very Important</i> (4)	<i>Not Sure</i>	<i>Rating Average</i>	<i>Response Count</i>
<i>Availability of parks, athletic fields, trails, and recreational programs for youth.</i>	1	1	21	31	0	<b>3.52</b>	54
<i>Availability of parks and recreation facilities, trails, and programs for adults.</i>	0	0	26	28	0	<b>3.52</b>	54
<i>Condition/maintenance of parks, playgrounds, and recreational facilities.</i>	0	0	20	34	0	<b>3.63</b>	54
<i>Access to natural areas and scenic landscapes.</i>	1	3	26	24	0	<b>3.35</b>	54
<i>Quality, walkability, and appearance of neighborhood streetscapes (trees, sidewalks, lighting, etc.).</i>	0	0	14	40	0	<b>3.74</b>	54
<i>Preserving environmentally sensitive areas.</i>	0	11	17	26	0	<b>3.28</b>	54
<i>Protecting property from natural disasters such as flooding.</i>	1	2	8	43	0	<b>3.72</b>	54
<i>answered question</i>							<b>54</b>



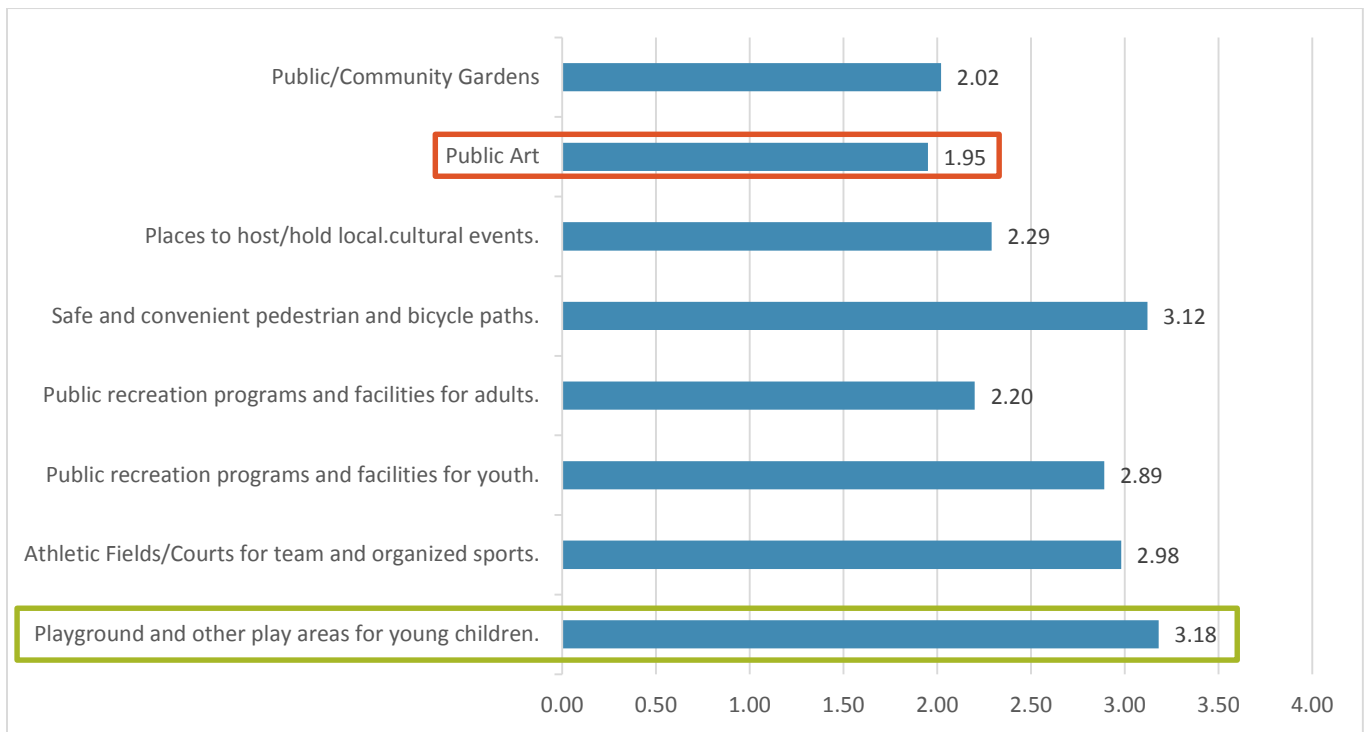
Question 21 – How frequently do you use public parks, greenway/trails, and recreational facilities in East Grand Forks?

<i>Never (1)</i>	<i>Rarely (2)</i>	<i>A few times per year (3)</i>	<i>Once a month (4)</i>	<i>At least once a week (5)</i>	<i>Rating Average</i>	<i>Response Count</i>
0	0	9	13	31	<b>3.59</b>	<b>53</b>
<i>answered question</i>						<b>53</b>



Question 22 – What is your opinion of availability and your access to the following in East Grand Forks?

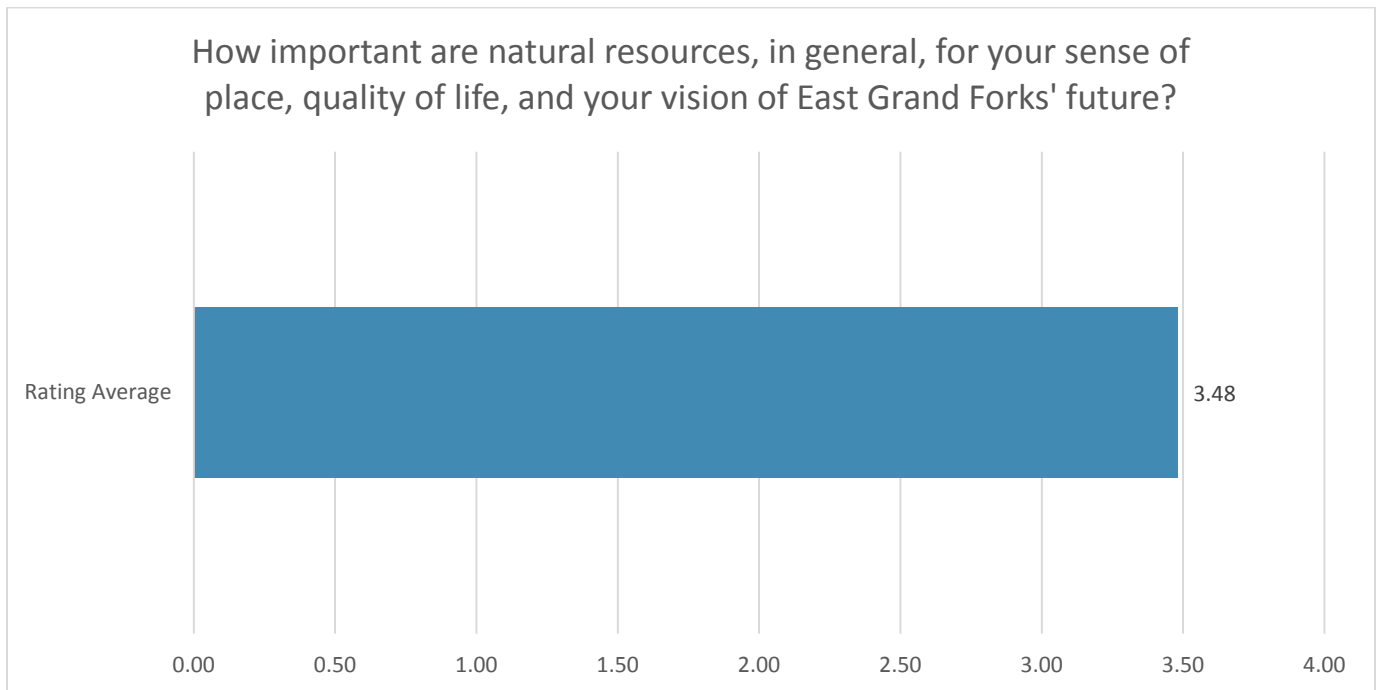
	<i>Poor (1)</i>	<i>Fair (2)</i>	<i>Good (3)</i>	<i>Excellent (4)</i>	<i>Not Sure</i>	<i>Rating Average</i>	<i>Response Count</i>
<i>Playground and other play areas for young children.</i>	2	5	24	18	4	<b>3.18</b>	<i>53</i>
<i>Athletic Fields/Courts for team and organized sports.</i>	1	4	34	5	9	<b>2.98</b>	<i>53</i>
<i>Public recreation programs and facilities for youth.</i>	3	6	29	7	8	<b>2.89</b>	<i>53</i>
<i>Public recreation programs and facilities for adults.</i>	12	13	12	4	12	<b>2.20</b>	<i>53</i>
<i>Safe and convenient pedestrian and bicycle paths.</i>	0	9	28	15	0	<b>3.12</b>	<i>52</i>
<i>Places to host/hold local/cultural events.</i>	7	15	14	2	15	<b>2.29</b>	<i>53</i>
<i>Public Art</i>	14	19	10	1	9	<b>1.95</b>	<i>53</i>
<i>Public/Community Gardens</i>	14	13	13	1	11	<b>2.02</b>	<i>52</i>
						<i>answered question</i>	<b>53</b>



# Natural Resources

Question 23 – How important are natural resources, in general, for your sense of place, quality of life, and your vision of East Grand Forks’ future?

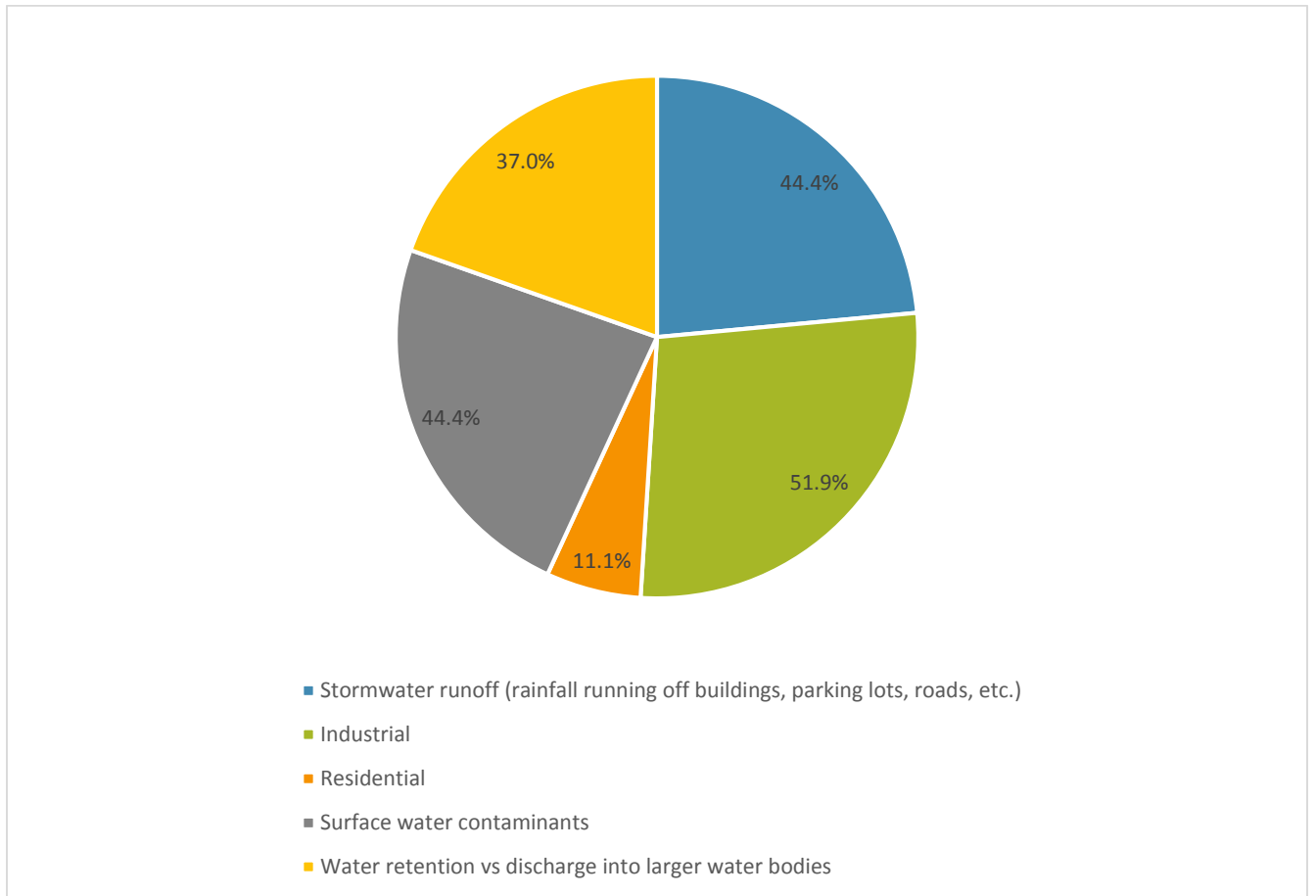
<i>Not at All Important (1)</i>	<i>Not Very Important (2)</i>	<i>Somewhat Important (3)</i>	<i>Very Important (4)</i>	<i>Not Sure</i>	<i>Rating Average</i>	<i>Response Count</i>
0	3	21	28	0	3.48	52
<i>answered question</i>						52





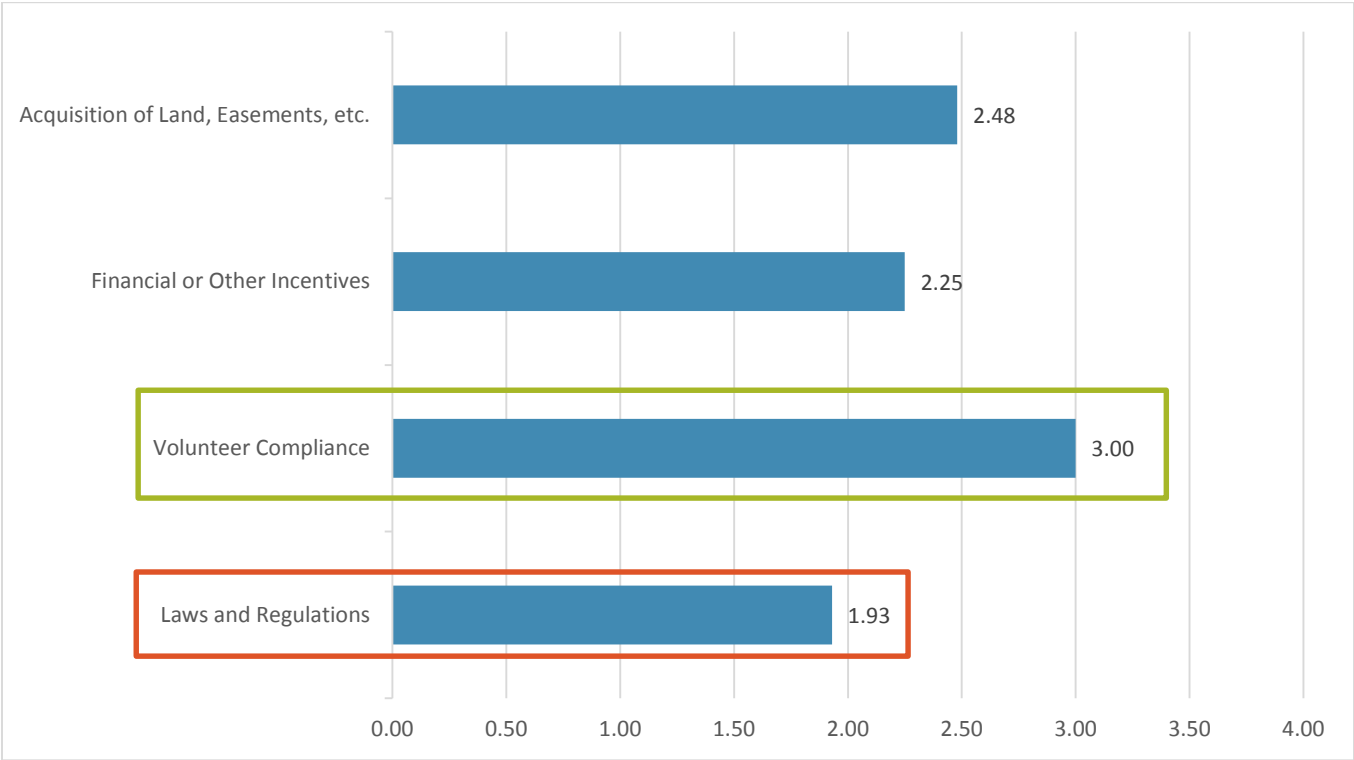
Question 24 – If you are aware of any surface water quality problems within East Grand Forks, what do you perceive to be the three biggest sources of them?

	<i>Response Percent</i>	<i>Response Count</i>
<i>Stormwater runoff (rainfall running off buildings, parking lots, roads, etc.)</i>	44.4%	12
<i>Industrial</i>	51.9%	14
<i>Residential</i>	11.1%	3
<i>Surface water contaminants</i>	44.4%	12
<i>Water retention vs discharge into larger water bodies</i>	37.0%	10
<b><i>answered question</i></b>		<b>27</b>



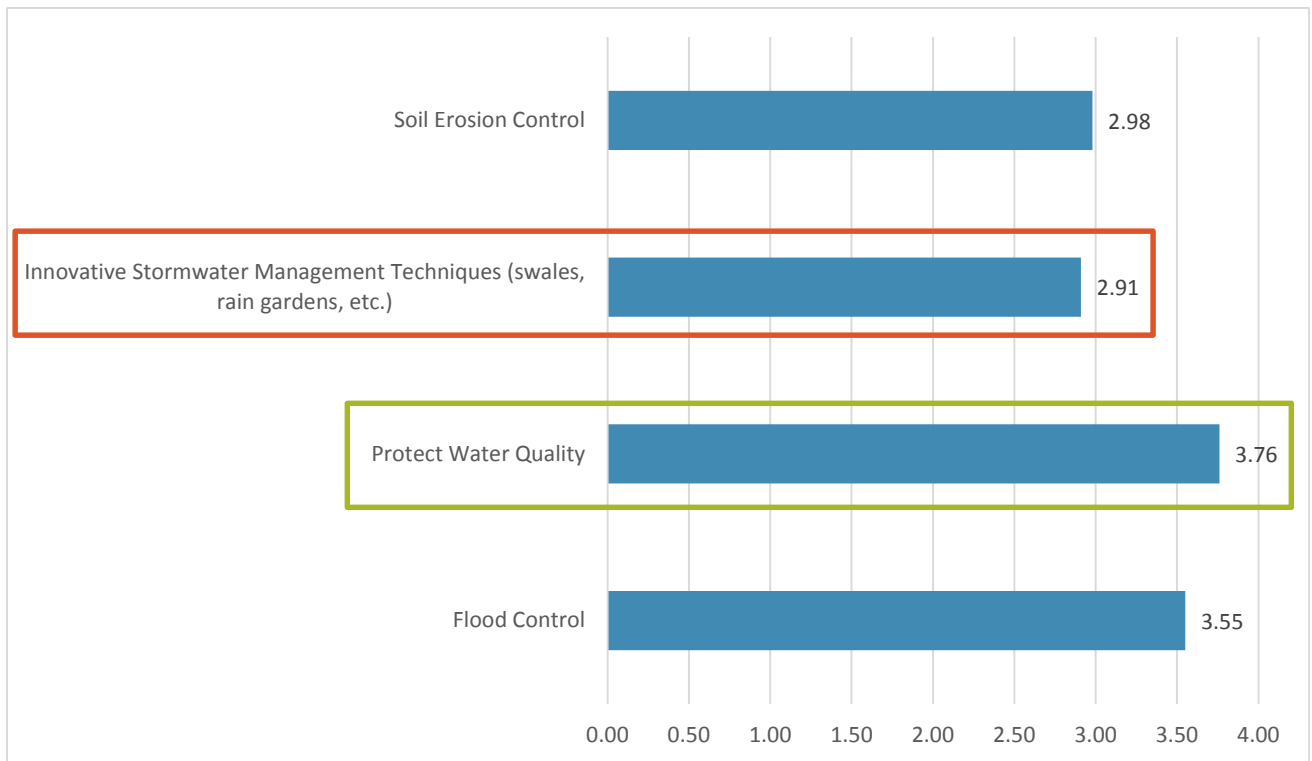
Question 25 – For each of the following, rank their effectiveness in dealing with environmental protection (with one being the highest):

	<i>1</i>	<i>2</i>	<i>3</i>	<i>4</i>	<i>Rating Average</i>	<i>Response Count</i>
<i>Laws and Regulations</i>	10	11	8	0	<b>1.93</b>	<i>29</i>
<i>Volunteer Compliance</i>	5	6	10	16	<b>3.00</b>	<i>37</i>
<i>Financial or Other Incentives</i>	8	8	9	3	<b>2.25</b>	<i>28</i>
<i>Acquisition of Land, Easements, etc.</i>	7	7	6	7	<b>2.48</b>	<i>27</i>
<i>answered question</i>						<b>37</b>



Question 26 – What should be the City’s stormwater management priorities?

	<i>Lowest Priority (1)</i>	<i>Low Priority (2)</i>	<i>Moderate Priority (3)</i>	<i>Highest Priority (4)</i>	<i>Not Sure</i>	<i>Rating Average</i>	<i>Response Count</i>
<i>Flood Control</i>	3	1	11	34	1	3.55	50
<i>Protect Water Quality</i>	0	1	10	38	1	3.76	50
<i>Innovative Stormwater Management Techniques (swales, rain gardens, etc.)</i>	2	12	21	12	3	2.91	50
<i>Soil Erosion Control</i>	1	10	23	11	4	2.98	49
					<i>answered question</i>		<b>50</b>



# Land Use/Growth Management

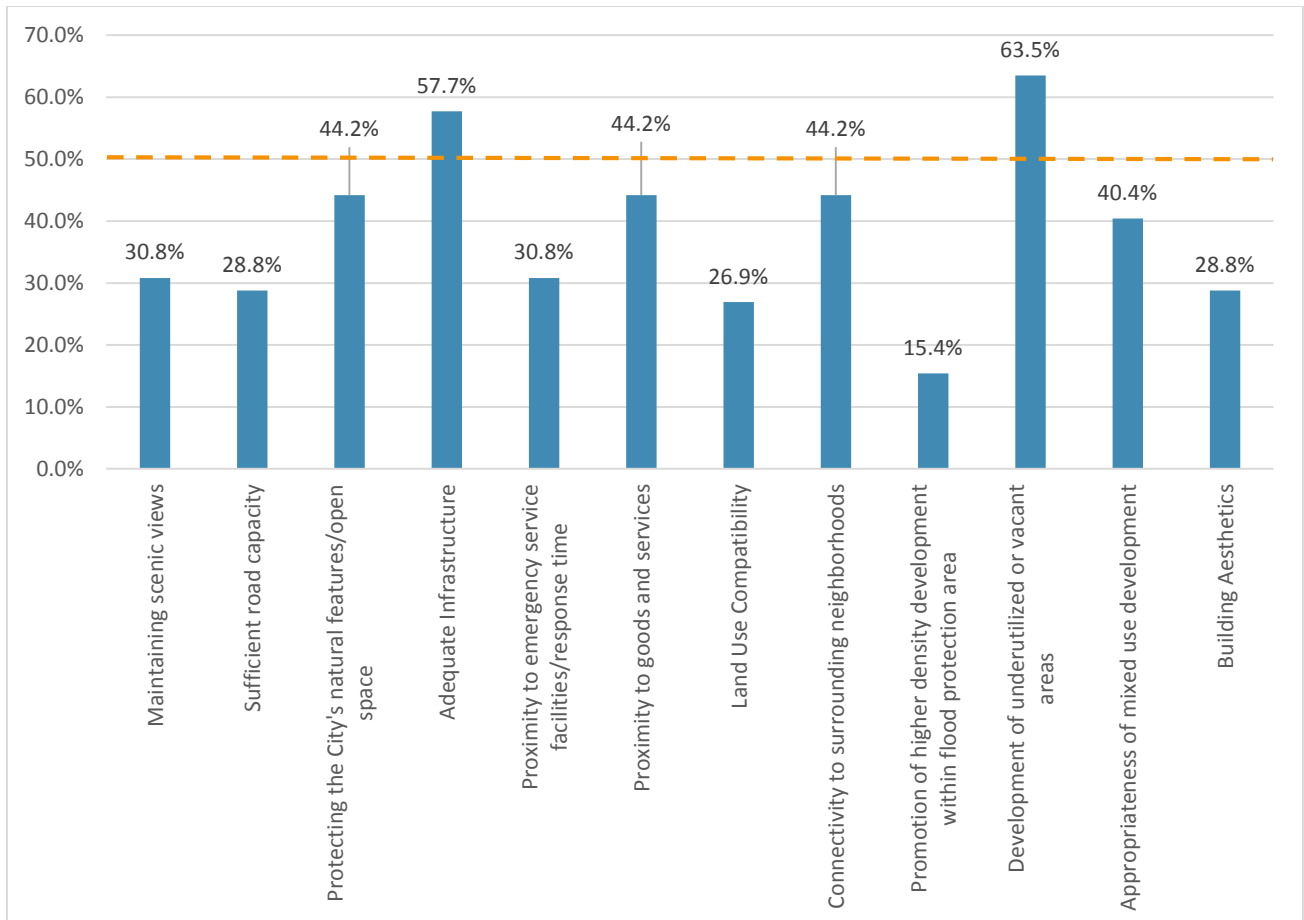
Question 27 – Please state your level of agreement with the following statements:

	<i>Strongly Disagree (1)</i>	<i>Disagree (2)</i>	<i>Agree (3)</i>	<i>Strongly Agree (4)</i>	<i>Not Sure</i>	<i>Rating Average</i>	<i>Response Count</i>
<i>East Grand Forks needs more commercial areas to provide jobs, services, and retail shopping opportunities.</i>	0	4	22	24	0	<b>3.40</b>	50
<i>Additional areas for industrial and office parks are needed within East Grand Forks.</i>	3	16	16	12	3	<b>2.79</b>	50
<i>East Grand Forks' zoning ordinance currently provides the required tools to achieve orderly growth and protection to adjacent property owners.</i>	1	7	19	2	21	<b>2.76</b>	50
<i>Increased control of land use conflicts is needed.</i>	0	6	17	3	24	<b>2.88</b>	50
<i>The city should more actively enforce existing zoning laws.</i>	0	8	16	8	18	<b>3.00</b>	50
<i>Additional land for parks and recreation is needed.</i>	1	20	15	9	5	<b>2.71</b>	50
<i>Neighborhoods are easy to find and navigate through.</i>	2	12	30	6	0	<b>2.80</b>	50
<i>More focus should be placed on infill development before development in the fringe areas.</i>	2	17	15	9	6	<b>2.72</b>	49
<i>Design standards should be used for commercial and industrial development.</i>	0	2	26	15	7	<b>3.30</b>	50
<i>Additional retail and commercial development is needed on the south side to support residential growth.</i>	5	8	12	23	2	<b>3.10</b>	50
<i>East Grand Forks Public Schools are located within East Grand Forks in areas that are easy to navigate and adequately serve the entire community.</i>	5	11	24	6	4	<b>2.67</b>	50
						<i>answered question</i>	<b>50</b>



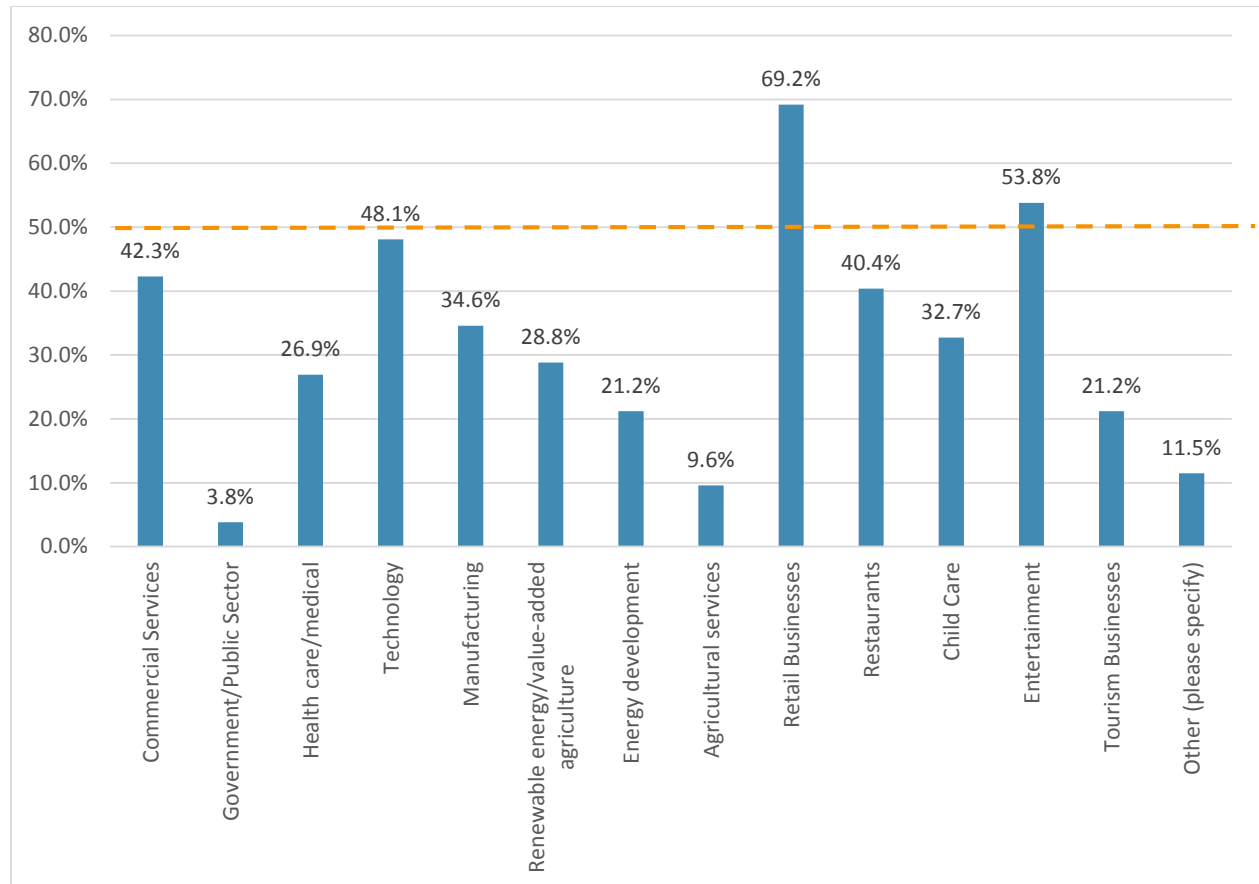
Question 28 – What are the top five elements that should be considered in making future development decisions?

	<i>Response Percent</i>	<i>Response Count</i>
<i>Maintaining scenic views</i>	30.8%	16
<i>Sufficient road capacity</i>	28.8%	15
<i>Protecting the City's natural features/open space</i>	44.2%	23
<i>Adequate Infrastructure</i>	57.7%	30
<i>Proximity to emergency service facilities/response time</i>	30.8%	16
<i>Proximity to goods and services</i>	44.2%	23
<i>Land Use Compatibility</i>	26.9%	14
<i>Connectivity to surrounding neighborhoods</i>	44.2%	23
<i>Promotion of higher density development within flood protection area</i>	15.4%	8
<i>Development of underutilized or vacant areas</i>	63.5%	33
<i>Appropriateness of mixed use development</i>	40.4%	21
<i>Building Aesthetics</i>	28.8%	15
<b>answered question</b>		<b>52</b>



Question 29 – What are the top five industries or businesses you would like to see more of in East Grand Forks?

	<i>Response Percent</i>	<i>Response Count</i>
<i>Commercial Services</i>	42.3%	22
<i>Government/Public Sector</i>	3.8%	2
<i>Health care/medical</i>	26.9%	14
<i>Technology</i>	48.1%	25
<i>Manufacturing</i>	34.6%	18
<i>Renewable energy/value-added agriculture</i>	28.8%	15
<i>Energy development</i>	21.2%	11
<i>Agricultural services</i>	9.6%	5
<i>Retail Businesses</i>	69.2%	36
<i>Restaurants</i>	40.4%	21
<i>Child Care</i>	32.7%	17
<i>Entertainment</i>	53.8%	28
<i>Tourism Businesses</i>	21.2%	11
<i>Other (please specify)</i>	11.5%	6
<b><i>answered question</i></b>		<b>52</b>



## Question 29 – Other Responses

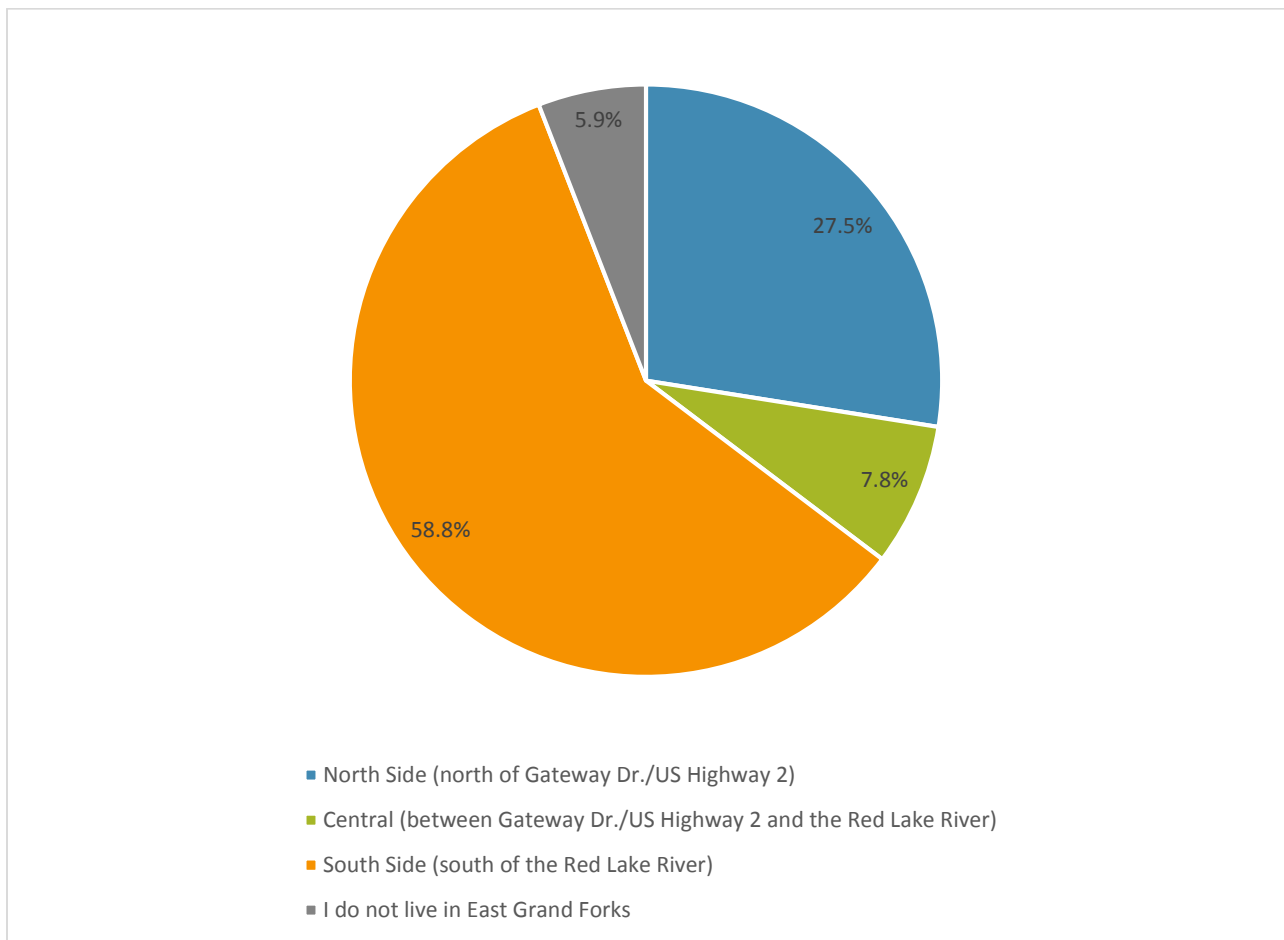
- Convenience Stores on south end of town, especially on “The Point”.
- Grand Forks/EGF along with Canadian shoppers are adequate to support another Target. I think we would get a lot of people from the local area as MN does not have sales tax on clothing and the Target on 32nd is always so crowded...
- Mentioned in a previous box
- Nursing Home. More New Businesses to help relive the ever increasing Tax Burden on Residents.
- Recognize history with signage. More signage should be put up such as near the Blue Moose. Put more garbage cans out in the greenway. Take down most of the trees on River Road which is blocking the view of the river. This is one of the best features of EGF.
- Grocery store on the south end



# Demographics

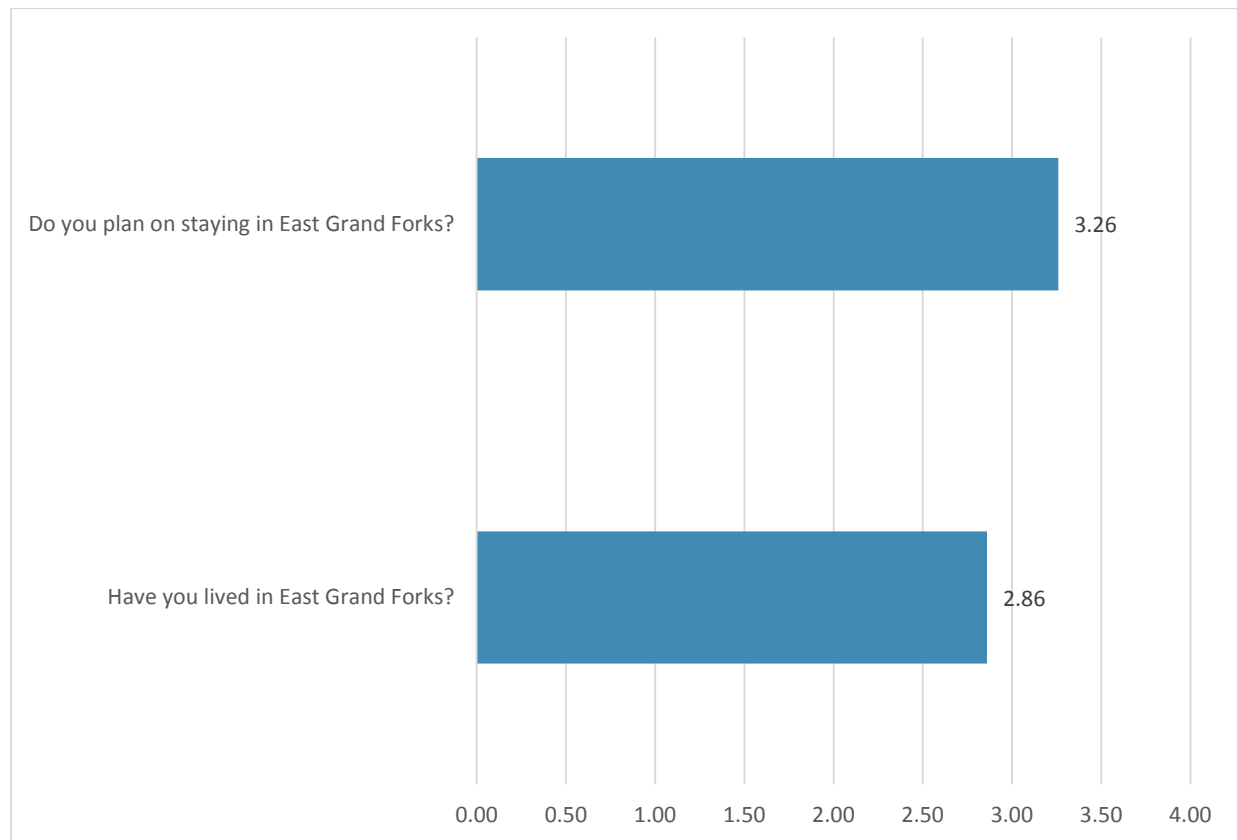
Question 30 – Where do you live in East Grand Forks?

	<i>Response Percent</i>	<i>Response Count</i>
<i>North Side (north of Gateway Dr./US Highway 2)</i>	27.5%	14
<i>Central (between Gateway Dr./US Highway 2 and the Red Lake River)</i>	7.8%	4
<i>South Side (south of the Red Lake River)</i>	58.8%	30
<i>I do not live in East Grand Forks</i>	5.9%	3
<b>answered question</b>		<b>51</b>



Question 31 – Approximately how many years:

	<i>0 to 5 years (1)</i>	<i>6 to 10 years (2)</i>	<i>11 to 20 years (3)</i>	<i>Over 20 Years (4)</i>	<i>N/A</i>	<i>Rating Average</i>	<i>Response Count</i>
<i>Have you lived in East Grand Forks?</i>	10	10	6	23	2	<b>2.86</b>	<b>51</b>
<i>Do you plan on staying in East Grand Forks?</i>	7	1	9	26	5	<b>3.26</b>	<b>48</b>
<i>answered question</i>							<b>51</b>



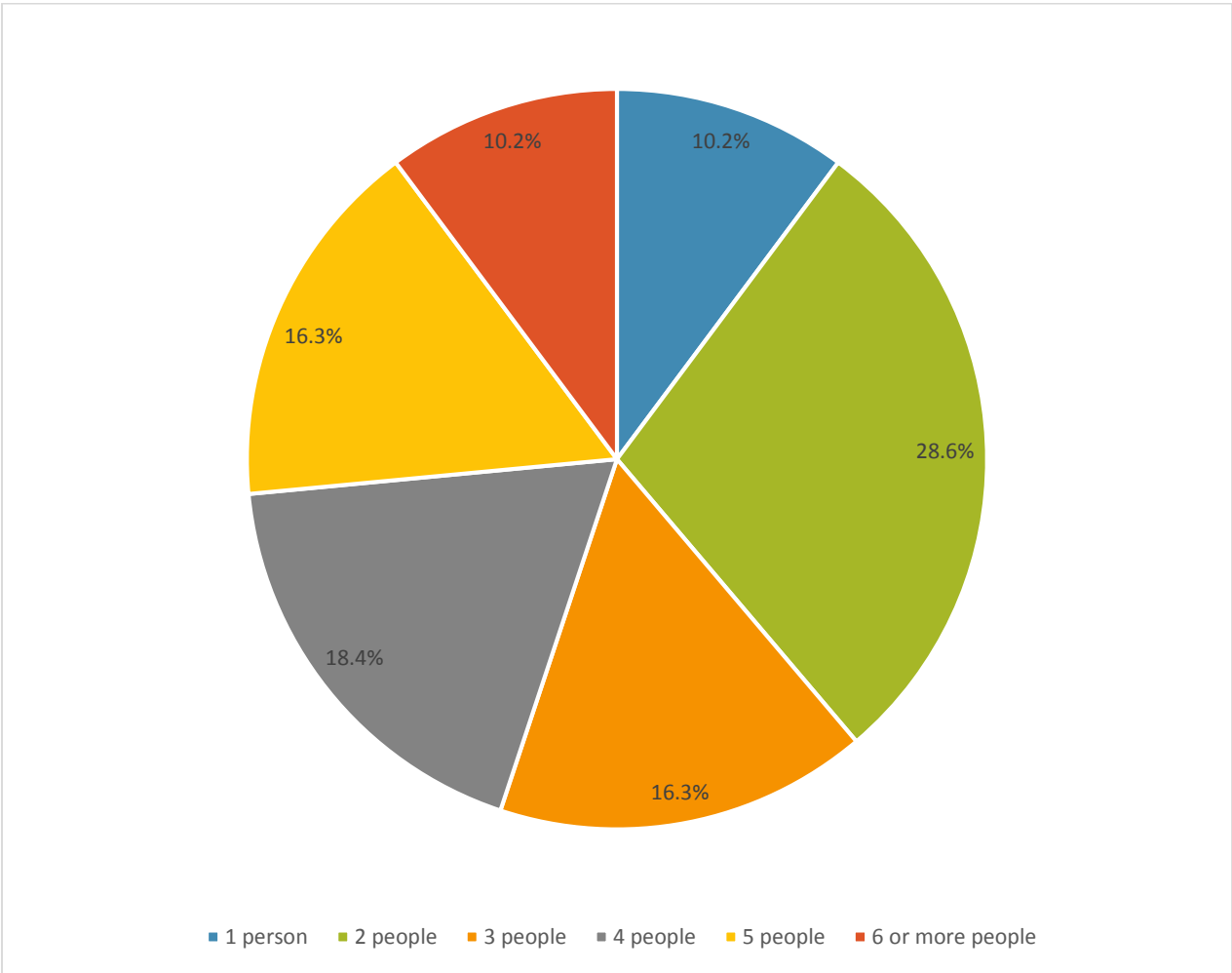
If you plan on staying in East Grand Forks for 5 years or less, please state the reasons why:

- We are considering a move for better schools and a stronger sense of community...
- It is very expensive to live here and MN does not do anything for Veterans
- Jobs
- Might move to Moorhead as housing is way cheaper and more affordable

- Only reason I am staying is kids are at a difficult age to move. Taxes, lack of recreation and lack of career opportunity are reasons I will be moving once kids are done with school.
- Income tax too high.
- Kids started schools and both wife and I have jobs in GF which aren't going anywhere soon.
- Tax structure compared to ND, retirement to another city, government corruption and inability to resolve these issues. The major and city "leadership" or lack thereof.
- Lack of access to shopping and other major areas in Grand Forks is a major drawback as well as higher taxes.

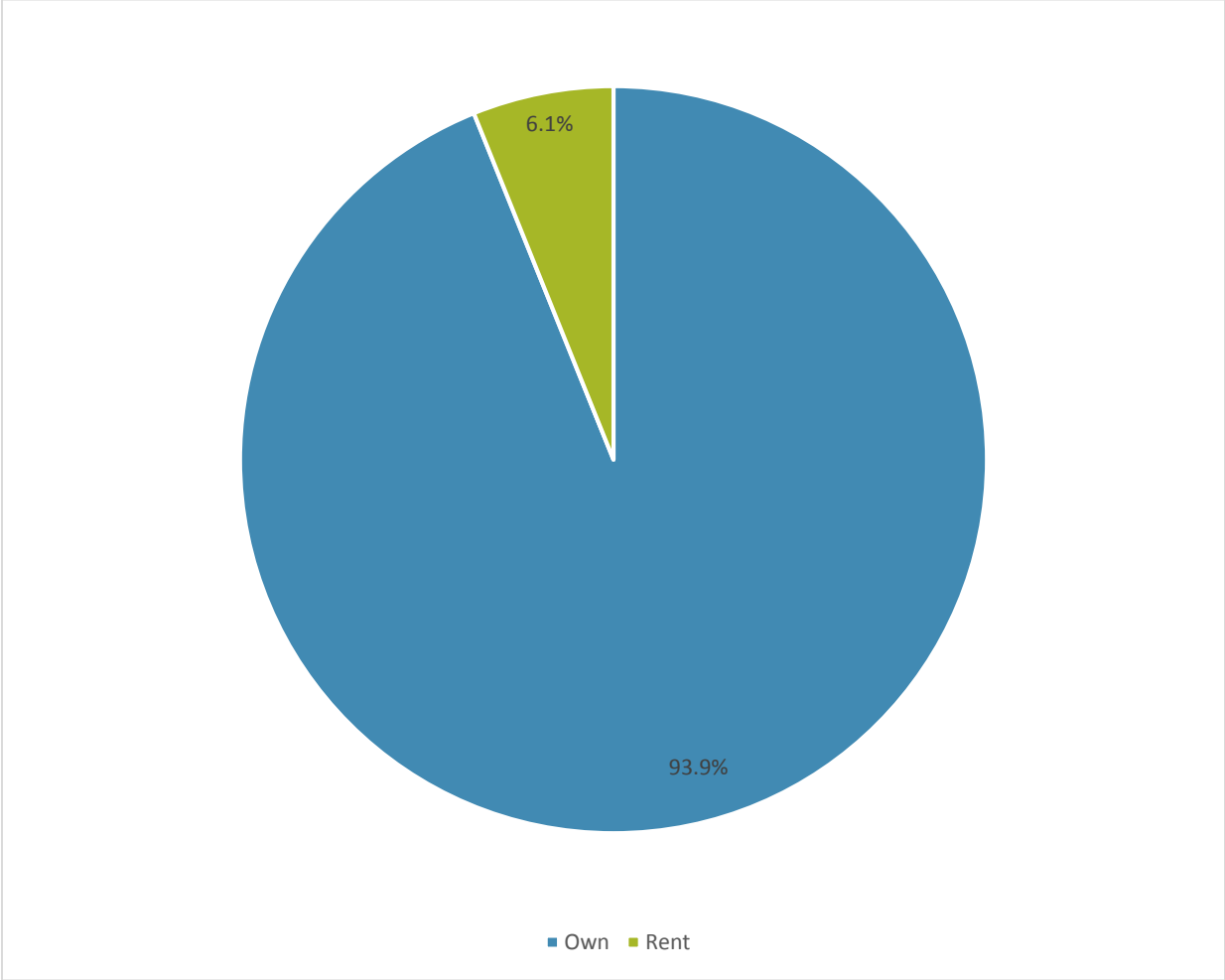
Question 32 – How many people currently live in your household?

	<i>Response Percent</i>	<i>Response Count</i>
<i>1 person</i>	10.2%	5
<i>2 people</i>	28.6%	14
<i>3 people</i>	16.3%	8
<i>4 people</i>	18.4%	9
<i>5 people</i>	16.3%	8
<i>6 or more people</i>	10.2%	5
<i>answered question</i>		<b>49</b>



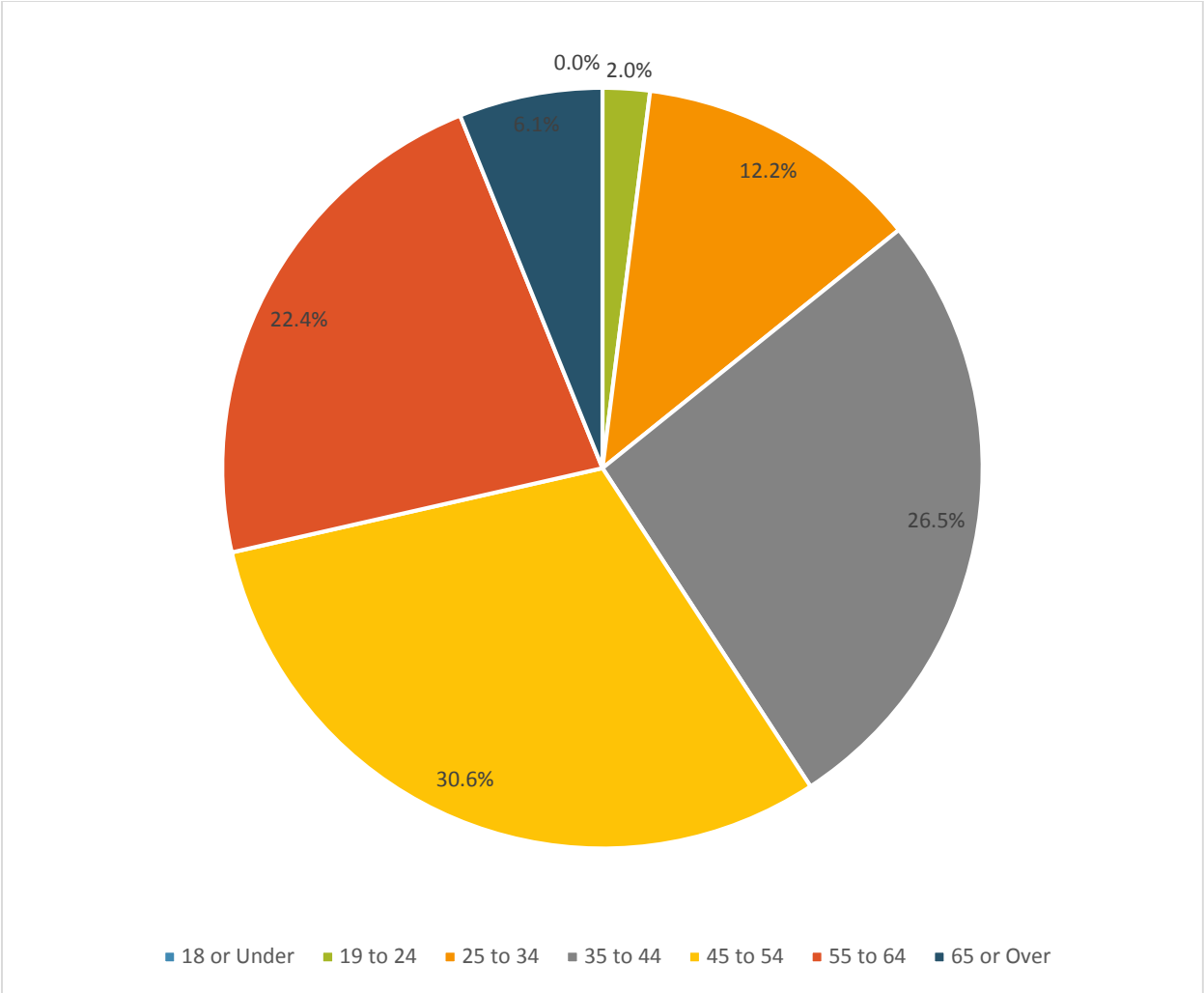
Question 33 – Do you own or rent?

	<i>Response Percent</i>	<i>Response Count</i>
<i>Own</i>	93.9%	46
<i>Rent</i>	6.1%	3
<i>answered question</i>		49



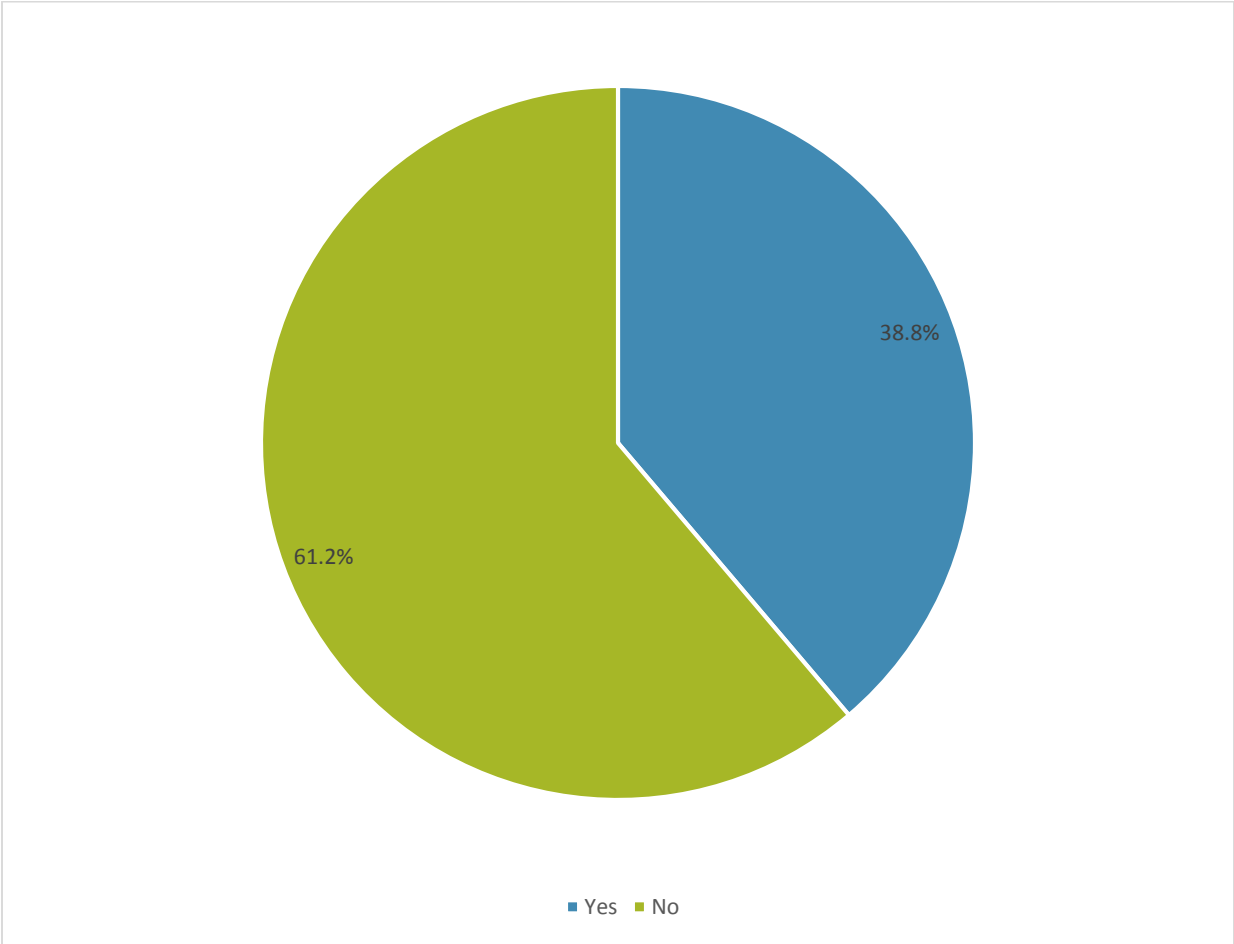
Question 34 – Which age group are you in?

	<i>Response Percent</i>	<i>Response Count</i>
<i>18 or Under</i>	0.0%	0
<i>19 to 24</i>	2.0%	1
<i>25 to 34</i>	12.2%	6
<i>35 to 44</i>	26.5%	13
<i>45 to 54</i>	30.6%	15
<i>55 to 64</i>	22.4%	11
<i>65 or Over</i>	6.1%	3
<b><i>answered question</i></b>		<b>49</b>



Question 35 - Do you have school-aged children (elementary to high school)?

	<i>Response Percent</i>	<i>Response Count</i>
<i>Yes</i>	38.8%	19
<i>No</i>	61.2%	30
<i>answered question</i>		49



## Question 36 – Please provide any other comments that would be helpful in the development of the East Grand Forks 2045 Land Use Plan.

- Please install 4 way stops or traffic lights throughout Bygland Rd
- Please provide safety options at Bygland/Southpoint and Central Middle School so the children are safer when crossing the street. Thank you.
- Bus service for school kids would create safer travel & less wear & tear on streets. Need a bridge across the Red River in the south end. This would solve many traffic issues & make it more attractive & accessible for development in the south end.
- Having a dog park would be nice
- We need to do a better job of developing EGF and help it become a shining jewel. Right now and for many years, EGF has been the pimple on the ass of Grand Forks. The flood was the best thing that ever happened to this town but we've become complacent and settled for being second best. We could do so much better.
- Cheaper land for residential would bring in more people wanting to build
- Open opportunities to build houses around golf course property that is actually on the golf course.
- We would love to see east grand forks develop and grow to attract more young families. A community wellness center would be a nice draw to families as well.
- Please take down/trim the young trees along the river as you drive up river road. The view is excellent, but will be gone soon. Put historical signage up in different areas to recognize the unique history we have. It would help tourism and local pride.
- 32nd Avenue Bridge sooner rather than later
- Find a developer that will build affordable single family housing. The \$300,000 dollar ones on the point don't exactly make it easy for a first time homebuyer to purchase.
- I would fully support the building of a new high school campus on the South end. The current high school is old, smelly, and not the best campus. I would rather start over than put millions of dollars into the current high school to "spiff" it.
- I would like to see summer sports focus on all children and not primarily on public school children. When my kids were young I felt the Sacred Heart kids weren't treated as part of the team as compared to Greenwave kids. I would like to see coaches and the city try to unite these kids
- Replace park and recreation director immediately.
- A bridge on the south side which makes it easier to access the big chain stores would be great. I think we underestimate the impact it would have to bring in a major clothing or household store with the lack of sales tax. People would purposely drive to East Grand Forks to avoid sales tax. If I had better access to a store like Target would be great. South side could use more grocery or restaurants.